


NEW YORK STATE SADDLE HORSE ASSOCIATION



RULES AND REGULATIONS

REVISED 2010

WWW.NYSSHA.ORG

NEW YORK STATE SADDLE HORSE ASSOCIATION MEMBER CLUBS

Adirondack Miniature Horse Club
Classic Country Horse Association
Eastern New York Plantation Walking Horse Club
Eastern District New York State Morgan Horse Society
Rugmakers Riding Club
Sacandaga Saddle Club
Silver Spur Riding Club
Yo-Scho-Haro Riding Club

To be a member of the **NYSSHA**, exhibitors must belong to one of the member clubs.

If an exhibitor wants to nominate for points but cannot be active in a member club, the following clubs offer social memberships:

ENYPWHC - Contact Janet Delap - 67 Sand Creek Rd., Albany, NY 12205 (518) 446-9250

SACANDAGA - Contact Claudia Harrison - 702 Co. Hwy. 106, Amsterdam, NY 12010 (518) 883-4056

SILVER SPUR – Contact Deb Yacobucci 306 Dillenback Rd. Palatine Bridge, NY 13428 (518)673-5668

NYSMHS - Contact Al Celecki, 339 Smith Rd., Pittsford, NY 14534
cumlaude@frontiernet.net (716) 624-3687

All exhibitors or horses must be nominated to be eligible for year-end awards. In case of transfer of ownership of horse or pony, the point keeper must be notified and accumulated points will be transferred, providing the new owner is a member of the NYSSHA. For equitation and showmanship awards, the exhibitor (rider, driver or handler in the ring) must belong to the NYSSHA. For performance and in hand, the owner must belong to the NYSSHA.

OUR WEBSITE
WWW.NYSSHA.ORG

**NEW YORK STATE SADDLE HORSE ASSOCIATION INC.
CONSTITUTION AND BY-LAWS
(2008 REVISION)**

ARTICLE I - NAME SECTION 1

The name of this organization shall be **New York STATE SADDLE HORSE ASSOCIATION. INC.**

ARTICLE II - OBJECT

SECTION 1

The object of this association shall be: to promote a friendly feeling between horse clubs and to cooperate in promoting attendance at member club horse shows and gymkhanas by reasonable distribution of publicity material for member club affairs; to act as a clearing house for show dates; to formulate a set of uniform rules and regulations for games and judging classes to be followed in the conduct and judging of all member club horse shows and gymkhanas.

ARTICLE III - OFFICERS

SECTION 1

The officers of the association shall consist of a President, Vice-President, Secretary and Treasurer. Said officers shall be elected for a term of one year at the December meeting preceding the Annual Awards Banquet by a majority vote of the clubs present and voting in person. Officers are to be installed at the Annual Awards Meeting.

SECTION 2

In the event of the death or resignation or permanent disability of an officer before the expiration of his or her term of office a successor who shall hold office until the next annual meeting shall be elected at the first monthly meeting following the officer's resignation, death, etc. If the vacancy is in the office of the President, the successor shall be the Vice-President.

SECTION 3

In the event of temporary disability of an officer, the association shall elect a member at the first monthly meeting following such disability to act in the place of such officer with all his or her powers while such disability continues.

SECTION 4

If any officer shall fail to attend three consecutive meetings without a satisfactory reason in the opinion of the membership at the discretion of the association, the office may be declared vacant.

SECTION 5

At no time shall more than one association officer be from the same member club.

ARTICLE IV - DUTIES OF OFFICERS

SECTION I: DUTIES OF THE PRESIDENT

A. The President shall be the Chief Executive Officer of the association and shall generally supervise and direct the affairs of the association. He or she shall appoint all special and standing committees. He or she shall be an ex-officio member of such committees and, as such, may participate in the proceedings thereon.

B. The President may be elected for two(2) one(1) year terms. After two years, a President cannot succeed himself or herself in office; neither may any club succeed itself in furnishing a President.

C. The President shall serve as Chairman of Directors' meetings.

SECTION 2: DUTIES OF THE VICE-PRESIDENT

A. The Vice-President shall preside at all meetings of the association and Directors' meetings in the absence of the President. He or she may be elected for two(2) one(1) year terms. After 2 years, a Vice-President cannot succeed himself or herself in office. Neither may any club succeed itself in furnishing a Vice-President.

B. The Vice-President and Secretary shall have a listing of Horse Show Judges with addresses available for members.

C. The Vice-President shall be in charge of maintaining an association membership list.

SECTION 3: DUTIES OF RECORDING SECRETARY

A. The Secretary of the association shall give notice in writing of all meetings. He or she shall keep the records of the association. In addition to the duties provided by these By-Laws, he or she shall perform such duties as may be assigned to him or her.

B. The Secretary may be elected for three(3) one(1) year terms. After three years, a Secretary cannot succeed himself or herself in office. Neither may any member club succeed itself in furnishing a secretary.

C. He or she shall take the minutes of each meeting, and send a copy to each member club and to association officers.

D. His or her records shall be open for inspection by any member club in good standing at any regular meeting.

E. He or she shall sign all membership certificates and expense vouchers.

F. He or she shall be secretary of all Directors' meetings.

SECTION 4: DUTIES OF CORRESPONDENCE SECRETARY

A. The Correspondence Secretary may be appointed or elected for three(3) one(1) year terms. After three years a Correspondence Secretary cannot succeed himself or herself in office. Neither may any member club succeed itself in furnishing a Correspondence Secretary.

B. He or she shall work with the secretary in notifying members of meetings and important correspondence.

C. He or she shall, in case of absence of the Recording Secretary, preside as acting Recording Secretary at all association meetings.

D. He or she shall be responsible for the mailing list.

SECTION 5: DUTIES OF TREASURER

A. The Treasurer shall keep the accounts of the association and receive the dues of its member clubs, and report same to the association at the next meeting.

B. The Treasurer shall deposit all funds of the association in a checking account in the name of the association in a recognized bank and shall *present* an itemized financial report at each regular meeting of the association.

C. The Treasurer shall have general charge of the funds of the association

D. Any and all expenditures of association funds shall be authorized in advance at a regular meeting by AYE or NAY vote of the member clubs, prior to incurring any indebtedness on the part of the association. Invoices for expenditures previously authorized by the association, shall be submitted at a regular meeting of the association and when approved by the association by AYE or NAY vote, the President and Secretary must sign an order drawing on the funds of the association for the same amount which will be the Treasurer's authorization to pay a bill. All checks shall be signed by the Treasurer of the association and countersigned by a duly authorized officer of the association.

E. His or her records shall be open for inspection by any club member in good standing at any regular meeting.

F. Treasurer may be elected for three(3) one(1) year terms. After three(3) years, a Treasurer cannot succeed himself or herself in office. Neither may any club succeed itself in furnishing a Treasurer.

G. He or she shall act as Treasurer of Directors' meetings.

SECTION 6: FALL ROUND-UP SHOW COMMITTEE CHAIRMAN

A. The Fall Round-up Show Committee Chairman shall be elected at the regular monthly meeting in August after the nominees have been presented by the nominating committee. The Show Committee Chairman may succeed himself or herself for three (3) consecutive terms.

B. His or her term of office will commence September first and run for 14 months from this date. This will allow two(2) months at the end of the term during which a new chairman will have the opportunity to work with the outgoing officer in order to become familiar with his or her duties and procedures involved. All final decisions rest with the outgoing chairman.

ARTICLE V - ELECTIONS AND VOTING

SECTION 1: ANNUAL ELECTION

- A. The nominating committee shall meet prior to the October meeting.
- B. The nominating committee chairman shall post the slate of officers at the October meeting.
- C. Nominations may be made from the floor at the October Meeting
- D. The slate of officers shall be submitted to each member club in writing at least thirty days prior to the December Meeting
- E. Voting shall take place during the December meeting and shall be voted upon by a closed ballot.
- F. Installation of new officers shall take place at the Annual Awards Meeting.
- G. Officers shall be elected for a period of one(1) year.

SECTION 2: VOTING

- A. The Constitution and By-Laws may be amended at any regular meeting by a two-thirds affirmative vote of all member clubs present by AYE or NAY vote, provided the amendment to be voted upon has been submitted in writing to each member club at least thirty days prior to the date of the meeting.
- B. The presence of a majority of member clubs shall constitute a quorum for transacting routine business; however, a two-thirds affirmative vote of all member clubs present, by AYE or NAY vote, shall be required to amend the Constitution and By-Laws, admit a club, expel a club, or adopt rules for gymkhanas and horse shows. Any and all rules for gymkhanas and horse shows, adopted by the association, shall become a part of the Constitution and By-Laws, and cannot be changed or altered from April 30 to November 1 of any year. The vote on admitting or expelling a club shall be by closed ballot.

ARTICLE VI - MEETINGS

SECTION I: ANNUAL MEETING

- A. The annual meeting shall be the Banquet in January. It shall be the duty of the President to call this annual meeting if a place and date has not been decided upon at the previous monthly meeting. Notice in writing shall be sent to the clubs by the Secretary.

SECTION 2: REGULAR MEETINGS

- A. There shall be a meeting each month of the year, unless decided otherwise at the previous meeting. The meeting shall be held the last Monday of each month unless otherwise stated. The place of said meeting is to be decided at the previous monthly meeting.

SECTION 3: ORDER OF BUSINESS

- A. Call to order
- B. Roll call
- C. Payment of Dues (must be paid by Annual Meeting)
- D. Reading of minutes of previous meeting for information and/or adoption
- E. Itemized report of Treasurer
- F. Report of Committees
- G. Correspondence and Bills
- H. Unfinished Business
- I. New Business
- J. Announcements
- K. Suggestions for the Good and Welfare of the Association
- L. Adjournment

SECTION 4

In the event that any occasion arises not covered by the Constitution and by-laws, the Roberts Rules of Order shall govern.

ARTICLE VII - MEMBERSHIP

SECTION 1

A club wishing to become a member of the association shall supply all information required on a proposed application form supplied by the association and secure the endorsement of a member club of the association. The application shall then be referred to the membership committee, which shall report its findings at the next regular meeting. The applicant club may then be voted on, and a two-thirds affirmative vote of all member clubs present, shall be required to elect membership in the association.

SECTION 2

To qualify for membership in the association, a horse club must be organized for the purpose of promoting good horsemanship and not for the personal gain of any individual.

SECTION 3

To qualify for membership in the association, a club must be a bona fide club, which is one in which the activities of the club are controlled by the membership. A bona fide club must consist of at least eight (8) members at all times including the officers of the club.

SECTION 4

A club desiring membership in the association must attach to its application a copy of its constitution and by-laws together with an affidavit signed by its officers certifying that it is a true and correct copy of same. The applicant club shall also enclose a list of its membership together with addresses. The copy of the constitution and by-laws of the

applicant club and the list of members shall remain in the files of the association. A new membership list must be submitted annually, in November and updated in March.

SECTION 5

Each member club shall be entitled to be represented at the association meetings, but not to exceed seven (7) delegates, including an official spokesman who shall cast the member club's vote. Any member club delegate to an association meeting may speak, make a motion, or second a motion when recognized by the chair.

SECTION 6

If any club is not represented at two (2) consecutive meetings, the Secretary shall send a letter of inquiry explaining that if they are not represented at the next meeting (3rd absence), the association shall suspend the absentee club from the association and activities therein.

SECTION 7

Any club failing to abide by the constitution and by-laws of the association may be expelled by two-thirds vote of the member clubs, provided charges have been preferred against it in writing by a member club. Said charges are referred to the grievance committee and the findings of the grievance committee reported to the Association.

ARTICLE VIII DUES

SECTION 1

The dues of the association shall be \$50.00 per year payable before the annual meeting in January.

SECTION 2

Assessments other than dues, if any, shall not total more than \$25.00 in any year.

SECTION 3

All dues and assessments of a member club must be paid in full for the member club to be considered in good standing in order that it be entitled to a vote or a voice in the association meeting.

ARTICLE IX - STANDING COMMITTEES

SECTION 1: AUDITING COMMITTEE

The Auditing Committee shall be composed of three members, each from a different club. It shall be the privilege of the committee to examine the records of the Treasurer at any time; however, this committee shall specifically examine the records at the expiration of the term of any Treasurer in order that they may be approved before being turned over to a new Treasurer.

SECTION 2: GRIEVANCE COMMITTEE

The Grievance Committee shall be composed of one member from each club, chosen

by that club. It shall be the duty of the Grievance Committee to receive all complaints and grievances in writing, investigate the same, and report its findings in detail at the next regular meeting of the association. There must be at least two-thirds of the members present at any Grievance Committee meeting. Two-thirds of the people present at a Grievance Committee meeting must agree to any decision of the committee. The decision of the Grievance Committee shall be final. Parties concerned in the grievance are entitled to be present at the Grievance Committee meeting.

SECTION 3: LEGISLATIVE COMMITTEE

The Legislative Committee shall be composed of three members, each from a different club. It shall be the duty of this committee to encourage any state legislation which may be advantageous to the association, to discourage any legislation which may be detrimental to the association, to propose desirable legislation, or make requests from any governmental, state or municipal department which may be advantageous to the association.

SECTION 4: MEMBERSHIP COMMITTEE

The Membership Committee shall be composed of three members, each from a different club. The duties of this committee shall be to investigate each applicant club and report its findings at the next regular meeting of the association.

SECTION 5: SHOW COMMITTEE

The Show Committee shall be composed of one member from each club. It shall be the duty of this committee, in whole or in part, to assist in any way possible the club conducting the horse show or gymkhana and to carry out any and all rules and regulations adopted for the conduct of member clubs at horse shows and gymkhanas. It shall be the duty of each member club to appoint or elect one person to serve on this committee. It is not expected that every club will be represented on the committee at every horse show or gymkhana conducted by member clubs during the season. The members of the Horse Show Committee present at any horse show or gymkhana shall act for the entire committee.

SECTION 6: CONSTITUTION COMMITTEE

Constitution Committee shall be composed of five members each from a different club. It shall be the duty of this committee to reread and recommend the minutes of the past year's meetings for the incorporation into the Constitution and By-Laws or Rules of this association.

SECTION 7: ANNUAL FALL ROUND-UP HORSE SHOW COMMITTEE

The New York State Saddle Horse Association will have an annual horse show unless otherwise directed by the association. The horse show chairman will have full authority to select a committee. This committee will meet within 30 days after the association annual horse show for the following purposes:

- 1) to review the previous show and make recommendations (changes) for the following year's association show committee;
- 2) To contract and finalize the hiring of a judge or judges and show grounds; and

3) select show date or dates for the ensuing year. The judge or judges selected by this committee may not judge any other member club's show during the following year.

SECTION 8: HORSE SHOW RULES COMMITTEE

Each club shall appoint delegates to a Rules Committee. The English, Western and Gymkhana divisions shall be equally represented with each club having one vote in each division.

ARTICLE X - MEMBER CLUB HORSE SHOWS

SECTION 1

Each member club may have one point show and if desired a 2nd point show or gymkhana each year, not necessarily on the same weekend. Clubs have the option to pick the date for their first show before the other clubs have picked their second date. Once the flyers have been printed the dates cannot be changed. If more than one club wants to hold a second show on the same date, the date will be determined by lottery. No other activities may be sponsored on these weekends.

SECTION 2

Each member club that has held a point show the previous year shall have first right to claim a corresponding date for their point show to be held in the next succeeding year. If a point show was not held the previous year, first request for any open date will be accepted up to the last Monday in November.

SECTION 3

Show dates must be in by the November meeting.

SECTION 4

Club flyers must be turned into the Secretary by the February meeting. Flyers will be reviewed by the Rules Committee prior to printing. The Rules committee will review flyers to assure that they conform to all rules of the NYSSHA. Each club should have a representative at the review. Flyers not turned in by the February meeting will not be included in the Association mailing and printing.

SECTION 5

Member clubs will notify the Association immediately of any cancellation of their shows. This is to be brought up before the body at the next regular meeting for approval. Also, a club must notify everyone on the current mailing list at least ten(10) days prior to their scheduled show date of any cancellation other than by an act of God. Upon failure to do so, said club shall forfeit their membership and fees.

SECTION 6

No club may hire the same judge to judge a point show for more than two(2) years in succession.

SECTION 7

No two clubs may have the same judge in the same year.

ARTICLE XI - DIRECTORS

SECTION 1

One director shall be named from each club at the annual election of officers. A director may not represent more than one (1) club. WHEREAS, the New York State Saddle Horse Association being desirous of forming a Membership Corporation resolves that the Constitution and By-Laws be amended to provide for a director for each member group or club making up said association and that it further be RESOLVED, that each directorship correspond in time with the election of present officers, and let it further be RESOLVED, that the duties of said directors consist of being a Nominating Committee and part of the Executive Committee and aid in determining association policy. Any action taken by this body will be subject to approval by the Association as prescribed in the Constitution and By-Laws, and let it further be RESOLVED, that all meetings of said body will be called only after at least ten(10) days notice of such, if said notice is to be mailed; or five(5) days notice of such if said notice is given by personal contact, telephone, or etc. and let it be further be RESOLVED, that a Directors' meeting be held annually or as needed.

ARTICLE XII - DISBANDMENT

SECTION 1

In case of dissolution of the New York State Saddle Horse Association, being voted on at a regular or special meeting, provided thirty(30) days written notification is given, two-thirds of the member clubs in good standing, represented in person, all property shall be converted to cash and the total cash reserve, after any and all debts against the Association are satisfied and shall be given in the name of the Association to a college research, or charitable foundation for the *betterment* of the horse (horses).

ARTICLE XIII - AMENDMENTS

SECTION 1

A proposed amendment must be signed by two member clubs in addition to one proposing the amendment before it can be submitted to an association meeting for consideration.

GENERAL RULES

I. Age Groups

Age of exhibitors shall be determined as of January 1st of each year. No other age groups will be pointed in equitation or horsemanship classes. If there is a lack of entries in either of the junior equitation classes, (13 & under) and (14 – 17), the classes may be combined into a 17 years old and under equitation class. Points will be given to riders in their appropriate age groups. The age group rule is to be waived in the case of Huntseat Equitation Over Fences. Open Huntseat Equitation Over Fences will count for *year end* points. Points *earned will be counted for* Huntseat Equitation Over Fences year-end award.

A. Equitation and Horsemanship

1. 3 – 8 Leadline
2. 11 years old and under- Walk Trot or Jog (Alternate Gait)
3. 13 years old and under
4. 14 – 17 years old
5. 18 years old and over

II. Green, Beginner, Maiden, Novice and Limit

A. Green Horse: A green horse is in its first or second year of showing under saddle. Classes may be either two-gait or three-gait. Green horse classes would include In-Hand, trail, pleasure or any other performance class specified as green horse. Green horses being shown western may be ridden in a snaffle bit or bosal regardless of age. Green horses may only be shown under saddle in Green Horse specific classes only. They will not be eligible for any other riding classes. No age restrictions on horses eligible for this division. No Beginner Riders may show in the Green Horse division. A Green Horse year end division will be offered.

B. Beginner Rider: Rider is in his/her first or second year of showing – Once a rider has shown in a walk/trot/jog/canter/lope class a return to a walk/trot/jog class is prohibited. No stallions allowed. Beginner exhibitors are not eligible for any other classes except Fitting and showmanship, In hand, Driving, and age group equitation and pleasure. Exhibitors are eligible for two years in Walk-Trot/Jog/Alternate gait division and then can move up to Walk-Trot/Jog-Canter/Lope division and show for an additional two years as a beginner in this division.

1. Standard classes are:
 - a. Equitation (any age or age specific)
 - b. Pleasure (any age or age specific)
 - c. Fitting & Showmanship (any age or age specific)
 - d. Trail (any age or age specific)
2. Beginner Rider Year End Awards: classes that count towards the year end awards include all Beginner Rider classes including Equitation, Pleasure,

Fitting & Showmanship and any other Beginner Rider specified classes.

STATUS IS DETERMINED BY DATE OF SHOW

C. Maiden Division: (At least 3 entries in a class are required for pinning to count against Maiden status.)

1. Maiden Horse: Horse has never won a blue ribbon in the division in which it is being shown (this applies to classes in which the horse is being judged – pleasure or performance). For example, if the horse has been showing Western Pleasure and has won a blue ribbon in that division the horse would not be eligible to show in another Maiden Western Pleasure class. However the horse could show in a Maiden Huntseat Pleasure class it has never won a blue ribbon in the huntseat division. Winning a hack class or an over fences class, which are considered performance classes, would not affect the maiden status in pleasure classes.

2. Maiden Rider: Rider has never won a blue ribbon in equitation. If a rider has won a blue ribbon in Western Equitation but not in English Equitation he/she is still eligible to compete in Maiden Huntseat Equitation. Winning an over fences class would not count toward maiden status in a flat class.

The clarifications in the above rules apply to the subsequent definitions.

D. Novice Division: (At least 3 entries in a class are required for pinning to count against Novice status.)

1. Novice Horse: horse has never won 3 blue ribbons in the division shown.

2. Novice Rider: rider has never won 3 blue ribbons in the division shown.

E. Limit Division: (At least 3 entries in a class are required for pinning to count against Limit status.)

1. Limit Horse: horse has never won 6 blue ribbons in the division shown.

2. Limit Rider: rider has never won 6 blue ribbons in the division shown.

III. 12-17 and 18 & Over Walk/Trot/Jog/Alternate Gait:

A. 12-17 Walk-Trot/Jog/Alternate Gait and 18 and Over Walk-Trot/Jog/Alternate Gait: classes will include both equitation and pleasure classes but entries cannot cross enter into Walk Trot/Jog Canter/Lope. There is no limit on how many years exhibitors may ride in these classes.

These exhibitors are allowed to show in all W/T/J/AG gait classes, in-hand, Fitting & Showmanship and Driving, but only the WT/J/AG 12 and over pleasure and equitation classes will count for year end awards.

IV. Horse Show Entries

A. Each entry shall have:

1. One number for each horse/rider combination, or

2. One number for each performance horse and one number for each equitation or horsemanship rider

3. One number per horse

Horse show numbers must be worn on the back of exhibitors or on both sides of the horses while in the ring. Failure to display correct entry number on Horse or Exhibitor is reason for

disqualification.

B. All shows are to use entry sheets and judges cards.

V. Horse/Pony Definition

A. Horse Division: No animals over 14.2 may enter pony classes. No animal under 13.2 will be allowed to show as a horse. Animals between 13.2 and 14.2 must choose to show as a horse or a pony for the entire show season. All show committees reserve the right to measure animals during any class. USEF Pony cards specifying 14.2 hands and under will be accepted as proof.

B. Pony Division: A pony shall be designated at 14.2 hands and under. Pony classes shall be governed by the same class rules as for horses. Ponies may not enter horse classes and visa-versa. Ponies will be allowed in all junior classes. Ponies are also eligible to compete in all individually worked classes such as Hunter Over fences, Western Riding, and Western Reining and other such classes. Ponies will be pointed in Pony Performance for these classes

VI: Age of Horse/Pony:

For competition purposes any horse/pony is considered to be one year old on the first day of January following the actual date of foaling and its birthday shall be the first day of January each year following.

VII. Miscellaneous Rules:

A. No Stallions will be allowed in children's or junior classes. All stallions and all horses that have a tendency to kick should wear a red ribbon in their tails.

B. All horses shall be show sound. Any horse showing evidence of lameness or broken wind shall be refused an award. The judge has the authority to dismiss from a class any horse that is unsound. Obvious lameness will be cause for disqualification. There shall be no rule barring any horse from any class for which said horse may qualify.

C. If stop watches are used; there shall be two timers per horse in any and all timed events. Electric timers may be used instead of stop watches.

D. There shall be open competition in any class whether or not the riders are members of a member club of the NYSSHA.

E. For Junior Classes – No more than 10 horses may canter or lope at one time.

F. Any saddle class having more than 25 horses in it must be split and worked in 2 sections and the top horses in each section are to be reworked for pinning. Driving classes should be split at the discretion of the show committee.

G. A horse must be at least 2 years old to show under saddle.

H. A horse must be at least 2 years old to show in a driving class.

I. In classes with inexperienced horses (for example beginner, maiden, novice, green) limit the number of horses in the ring at one time. Classes must be split if over 15.

J. Classes may enter the ring AT A WALK after the class before them is in the lineup. The following classes are exceptions and may not enter the ring until the ring is clear: Fitting & Showmanship, Leadline, Walk/Trot/Jog/AG 11 & under, Saddleseat classes,

Driving classes, Beginner Rider classes, Green Horse classes.

K. Failure to follow course or pattern will be an automatic disqualification from said class or event.

L. Schooling over any type of course will not be permitted unless specified by the show committee. Exhibitors violating this rule will be disqualified.

M. Judges must adhere strictly to NYSSHA rules.

N. Judges may use their own discretion for additional performance from contestants.

O. It shall be the duty of the host club to see that their show is conducted according to the NYSSHA rules. Any situation not covered by NYSSHA rules will be governed by USEF rules.

P. It is suggested that all NYSSHA shows have this statement on their flyers: All dogs must be leashed. If a dog is found to be unleashed, the owner and the dog may be asked to leave the show grounds. For safety purposes it is strongly suggested that no dogs be near or around the show ring, entrance and exit gate. If a dog is found to be disturbing or dangerous the owner will be asked to remove the dog from the show grounds immediately. No entry fees will be refunded.

Q. All NYSSHA shows are to put the class specifications (including gaits) on the judge's cards.

R. Tack changes between classes will be given 3 minutes and must be done outside of the ring gate

S. Member clubs may have any class or event they want in their shows or gymkhanas.

It is strongly suggested that show committees maintain the classes listed on their show flyer as much as possible. Any class or event not covered by NYSSHA rules or USEF rules shall be judged as designated by the host club and the rules governing such an event or class shall be printed on the prize list or entry sheet covering the show, or posted at the show. Copies of these rules must be submitted to the judge(s) engaged for the show.

T. There shall be a standard judge's card used for each association club show. The judge's card, together with the list of entrants, (entry sheet or class sheet) shall be submitted to the Association Secretary or Point Keeper within thirty days from the date of the show. Failure to comply will make the club liable to a penalty of **\$50.00**, payable to the Treasurer of the Association.

U. There shall be a Ringmaster and/or Ring Secretary, an appointed Judge or Judges and Announcers for the shows conducted by member clubs.

V. Changes of gaits, results of classes or events, time for races and awarding of prizes shall be announced.

W. In case of an emergency, the host club may appoint three (3) members from three (3) different clubs, to act as judges for the show. An emergency means failure of the judge or judges to appear at the show. The show committee must produce correspondence of the parts or parties involved. Also, willfully disregarding the rules set down by the NYSSHA, by the judge or judges constitute an emergency.

X. The show committee or judge may and shall immediately order out of the ring or off the grounds: any rider not showing sportsmanship, any rider using profane language, and/or any unruly horse, habitual kicker, striker, biter or a horse not under control.

Y. The judge may only be addressed through the show committee.

Z. Any exhibitor or member of his/her family who harasses or is abusive to the judge

during or between classes about the judging, shall be barred from showing for the balance of the year and NYSSHA members will lose all points received up to and including that date. It will be that show committee's duty to notify the Secretary of NYSSHA in writing within 48 hours and the secretary will in turn notify the offending parties in writing within 48 hours of his/her notification of the action being taken against them. This party will also be informed that they have the right to file a grievance in order to reverse the decision. If a grievance is filed, the decision will be delayed until the Grievance Committee has met and made a decision. The decision of the Grievance Committee will be final. It will be up to NYSSHA to rule on this grievance as quickly as possible. The Association Secretary will also notify each of the member clubs of the action being taken.

AA. Cruelty to, or abuse of a horse by any person at a recognized show is forbidden. The judge and/or show management has the authority to dismiss from the class or show, any exhibitor for cruelty to, or abuse of a horse. If a rider is disqualified from showing by the management, or by officials, or if a horse is entered and not shown, the entry fee will not be refunded. Evidence of bleeding, either from the mouth or other areas of the horse shall be cause for elimination of that horse from that class. Showing a horse with raw or bleeding sores around the coronet, pasterns or legs is prohibited.

BB. When a check is returned to a club for insufficient funds, or an exhibitor has unpaid show balances or expenses, the following shall be the procedure: the exhibitor must reimburse the club or association for all funds and/or expenses incurred within 15 days of the initial occurrence. Failure to do so will result in exhibitor's name being reported to NYSSHA for appropriate action. The exhibitor will not be allowed to attend or participate in any member club or Association function until such time as all fines and debts have been settled with owed club or Association.

CC. The Intent Not to Sue Form must be on all Show flyers.

DD. Per New York State Law No. VAT1265 all riders 13 years of age and under must wear a helmet meeting or exceeding ASTM F1163 (Safety Equipment Institute Certified) Equestrian Standard.

EE. Exhibitors must be prepared to show proof of age for Junior Horses. Registration Certificates for registered horses and Coggins for unregistered horses.

FF. Over the horn stirrups may be used in leadline classes.

GG. In accordance with NYS laws, current coggins are required to be presented for all horses at a NYSSHA show. Proof of current rabies vaccination is also required for all horses at a NYSSHA show. Equines under 6 months of age are exempt. Out of state horses must comply with NYS laws. Laws can be obtained at <http://www.agmkt.state.ny.us>

HH. Being a member of the show committee does not exclude an individual from showing at said show.

COMPLAINTS AND PROTESTS

Any and all complaints or protests must be in writing and drafted to include all points or phases which the aggrieved desires to cover and which he believes he can confirm or verify. Exact details regarding any alleged violation of the rules are essential for the indictment. Said protest must be in writing, signed and addressed to the Secretary of the Association and must be supported by a deposit of \$25.00, which will be returned, when and

if at the hearing the grievance committee finds the charges factual and sound. Any complaint must be filed and postmarked within 48 hours of the occurrence of the alleged violation. (See additional information in the following sections).

I. Violations and Penalties

The provisions of this rule shall apply in connection with any NYSSHA Show to the following persons: owner, exhibitor, agent, trainer, manager, rider, driver, show official, show employee, or member of the family of the above, individual member or any person who acts in a manner in violation of the rules of the NYSSHA or deemed prejudicial to its best interests.

A. Violations: A violation is any act prejudicial to the best interests of NYSSHA, including but not limited to the following:

1. Violation of the rules of NYSSHA.
2. Acting or inciting or permitting any other to act in a manner contrary to the rules of NYSSHA, or in a manner deemed improper, unethical, dishonest, unsportsmanlike or intemperate, or prejudicial to the best interests of NYSSHA.
3. Any act committed or remark made in connection with the show considered offensive and/or made with the intent to influence or cast aspersions on the character or integrity of the judging; approaching a judge before or after a decision without first obtaining permission from the Show Committee or Steward; inspecting a Judge's card without the Judge's permission.
4. Failure of an exhibitor or his/her representative to sign the entry blank of a show in which he competes, or the Statement of Intent Not to Sue if available.
5. Physical assault upon a person and/or cruelty to a horse.
6. Failure to obey any penalty imposed by the NYSSHA.
7. Exhibiting any horse while in the care, training, or custody of a suspended trainer or owner
8. Riding, exhibiting, coaching, or training for the benefit, credit, reputation, or satisfaction of a suspended person.
9. Falsely representing the age, name or show record of a horse or pony.
10. Falsely representing the age or show record of a rider or exhibitor.

B. Penalties: If found guilty, the accused shall be subject to such penalty as the Grievance Committee may affirm, including but not limited to:

1. CENSURE: A vote of Censure shall be listed under the defendant's name in the Secretary's Record of Penalties. If the defendant is found guilty of a further violation the defendant shall be subject to a heavier penalty than for a first offense.

2. SUSPENSION of such persons for any period from showing or having others show, exhibit or train for him. A suspended person is forbidden for the time specified in the sentence to hold or exercise office in NYSSHA or in any NYSSHA show, from the privilege of taking any part whatsoever in any NYSSHA show, and is excluded from all show grounds during NYSSHA shows, as an exhibitor, participant or spectator.

3. SUSPENSION for any period of the horse or horses, completely or in part owned, leased or of the stable of such person at the time of the alleged violation. The Grievance Committee may at a later date remove the suspension of said horse or horses if a

sale thereof is made in such manner as to be a bona fide transaction and not with the intention of relieving the suspended owner of penalty.

4. SUSPENSION for any period of any volunteer or any employed person who rides or exhibits for the benefit, credit, reputation or satisfaction of the person disciplined.

5. EXPULSION from all NYSSHA Shows.

6. FORFEITURE of trophies, ribbons, and prize money won in connection with the offense committed.

7. FINE

C. Notification of Penalty:

1. The Secretary of NYSSHA shall notify the management of every NYSSHA show of the penalizing of any person and of the period thereof. Any NYSSHA show which allows a suspended or expelled person to participate is itself liable to suspension or expulsion.

2. When a grievance is placed against a member club, that club shall post a bond for the amount of money that the grievance is for.

3. Any person or persons filing or one against whom a protest or charge is filed, shall be entitled to a hearing. This hearing to take place before the Grievance Committee at a date and place designated by them not later than 30 days after the protest has been received by the secretary. The secretary shall immediately notify the Chairman of the Grievance Committee, who shall in turn, notify all interested parties at least five (5) days in advance, by written notice of the time and place for the hearing. (See additional information in previous rule)

SHOW RULES AND REGULATIONS

I. IN HAND DIVISION

A. Attire: Exhibitors in the In-Hand classes may show in attire appropriate to the seat shown. Hats are option, however if worn must be appropriate to the seat shown. No baseball hats. Other acceptable attire is clean conservative clothing such as polo shirts with no logos or dress shirts, jodhpurs or dress pants (no blue jeans unless wearing western attire and then belts are to be worn). No T-shirts. In western classes long sleeve shirts must be worn. Exhibitor must wear appropriate safe shoes..

B. Pony In-Hand Class: Pony In-hand classes to be split into two height divisions: 11.2 hands and under In-hand AND over 11.2 hands In-hand. The ponies may show in the ring together, however, the judge must pin the two height divisions separately. No horse breeds 2 years of age and under are allowed to show in pony in-hand classes. Year end awards will be given for each height division.

C. Open In-Hand: animals must be shown by one handler only. Breed In Hand classes, i.e. Morgan In Hand, may show their animals according to breed rules.

D. Walking Horse In-Hand or Model Class: may include Stallions, Mares and Geldings.

E. Class Procedure: In hand horses shall be shown in hand and judged standing for quality, conformation and soundness. Horses shall be walked and trotted or jogged to determine lameness. Horses shall not be required to back. Way of going shall be considered. Type of horse shall be judged separately, i.e. Western, Huntseat and Saddleseat.

Three sets of ribbons-one set for each type of class shall be awarded.

II. FITTING AND SHOWMANSHIP

Shows offering two Fitting and Showmanship classes in one age group should state in their rules that exhibitors may receive year end points in only one of the classes. If the exhibitor shows in both classes they must designate which one they choose to count for year end points. If the exhibitor does not indicate which class they choose, the first class they enter will be the one that is pointed for year-end awards.

A. Class procedure: Enter and exit the ring at the judge's discretion. Exhibitor must lead from the near side. Horses may be posed according to breed or type. Judges should select patterns that are suitable for all breeds or types in the class. The exhibitor will be asked to work individually at the judge's direction. Exhibitor may cross the centerline of the horse.

B. Age Groups

1. Leadline F&S 5-8 years old
2. 10 years old and under
3. 11-13 years old
4. 14-17 years old
5. 18 years old and over

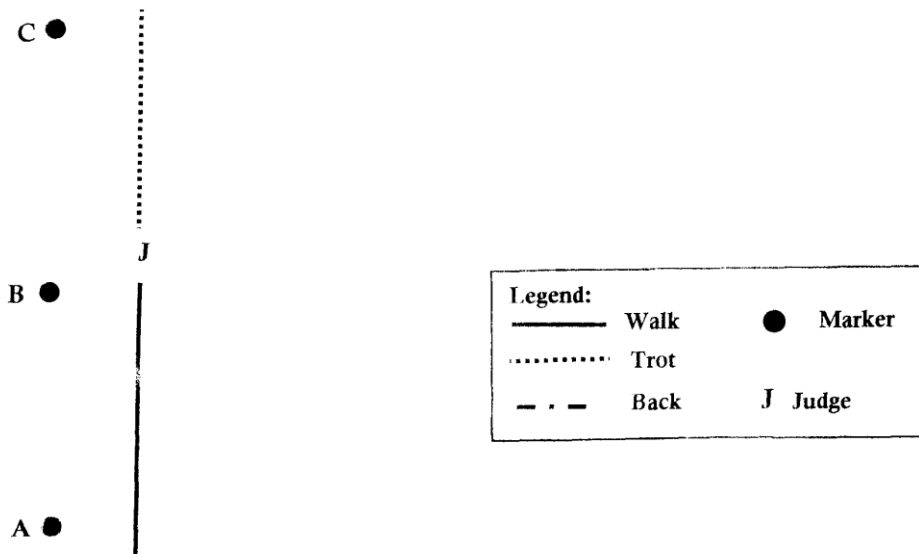
C. Attire: Each exhibitor should present a clean and neat appearance attired in appropriate appointments, consistent with the type of horse or pony shown. Miniature Horse exhibitors are to be dressed in neat, clean clothing. Suitable gloves are encouraged. Suitable hat and footwear is required. Western horses and ponies must be shown in a halter, English horses or ponies may be shown in either a bridle or halter. Leadliners must show in a halter regardless of seat. The bridle must correspond to the type of animal shown and the attire of the exhibitor.

D. Entries will be judged on:

1. The appearance of the horse or pony.
 - a. Condition: animal must be in good flesh and sound.
 - b. Grooming - clean, mane and tail free from tangles, feet properly trimmed or shod.
 - c. Trimming and Braiding - appropriate for type of animal.
 - d. Tack - clean, neat and appropriate.
2. Appearance of exhibitor.
 - a. Clothes - clean, neat and appropriate.
 - b. Person well groomed, clean and alert.
3. Showing of animal in ring.
 - a. Leading
 - b. Posing
 - c. Individual performance
 - d. Showing - General - Horse or pony properly trained.
 - e. Leadsman's poise alertness and attitude.
4. This class is NOT to be judged on conformation.


SUGGESTED PATTERNS FOR SHOWMANSHIP

Showmanship Pattern #1



1. Start at marker a. walk to Judge at marker B
2. Halt at Judge, set up for inspection
3. After inspection, trot to marker C
4. Halt at marker C, line up at judge/ring steward direction

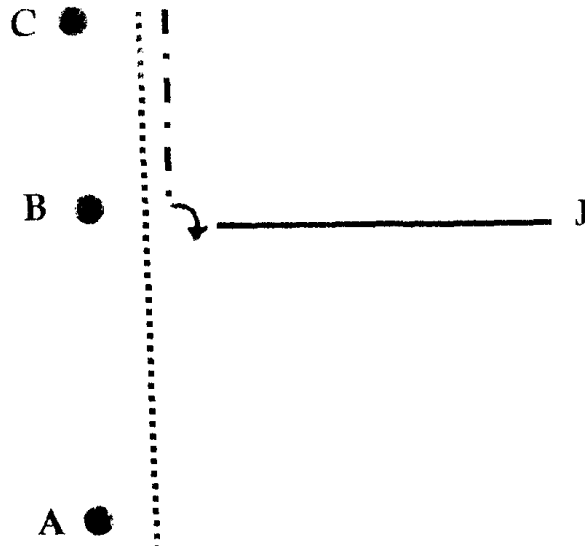
Showmanship Pattern #2



1. Start at marker A. Walk to Judge

2. Halt at Judge, set up for inspection
3. After inspection turn 90 degrees to the right
4. Trot to marker B
5. Halt at marker B, line up at judge/ring steward direction

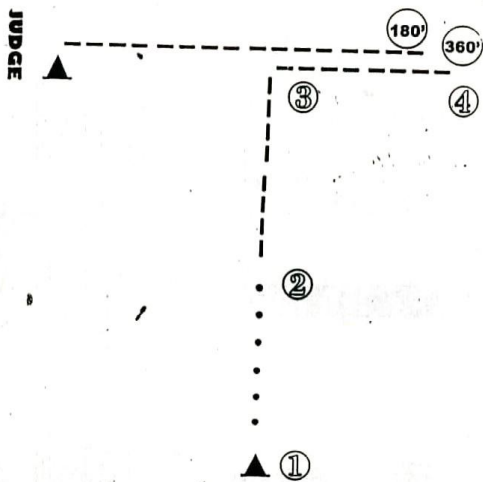
Showmanship Pattern #3



Legend:			
————	Walk	●	Marker
.....	Trot	J	Judge
- . -	Back		

1. Start at marker A, trot to marker C
2. Halt at marker C, back to marker B
3. Turn 90 degrees to the right, walk to Judge
4. Halt at Judge, set up for inspection
5. After inspection, line up at judge/ring steward direction

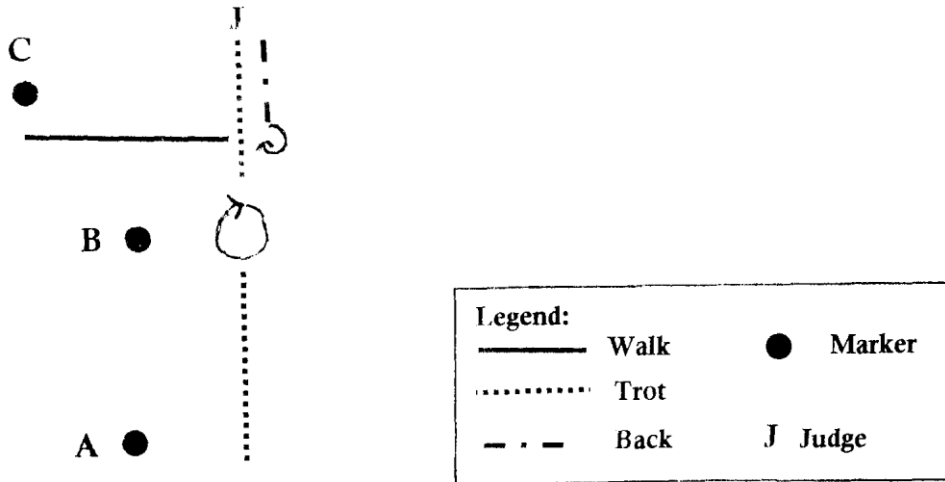
Showmanship Pattern #4



1. Walk from 1 to 2
2. Trot from 2 around 3 all the way to 4
3. Without hesitation execute 360 degree turn

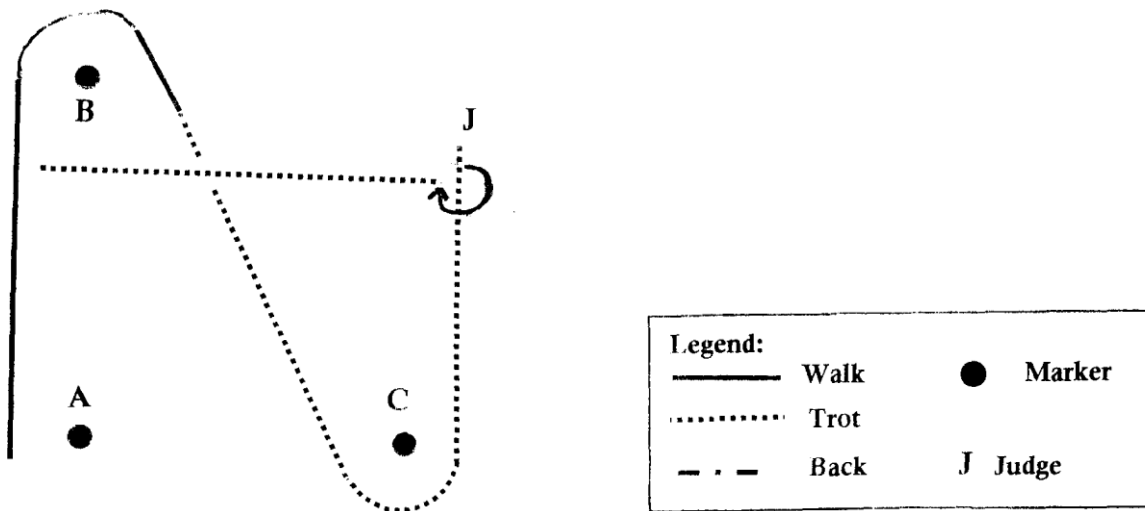
4. Back three steps
5. Execute 180 degree turn
6. Trot to judge
7. Set up for inspection

Showmanship Pattern #5



1. Start at marker A. trot to marker B
2. Halt at marker B, turn 360 degrees to the right
3. Trot to Judge, halt and set up for inspection
4. After inspection, back horse, turn 270 degrees to the right
5. Walk to marker C
6. Halt at marker C, line up at judge/ring steward direction

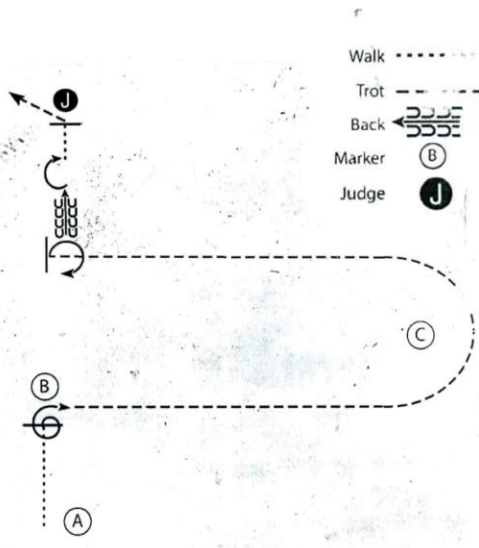
Showmanship Pattern #6



1. Start at marker A, walk around marker B
2. Trot around marker C to Judge
3. Halt at Judge, set up for inspection
4. After inspection, turn 270 degrees to the right

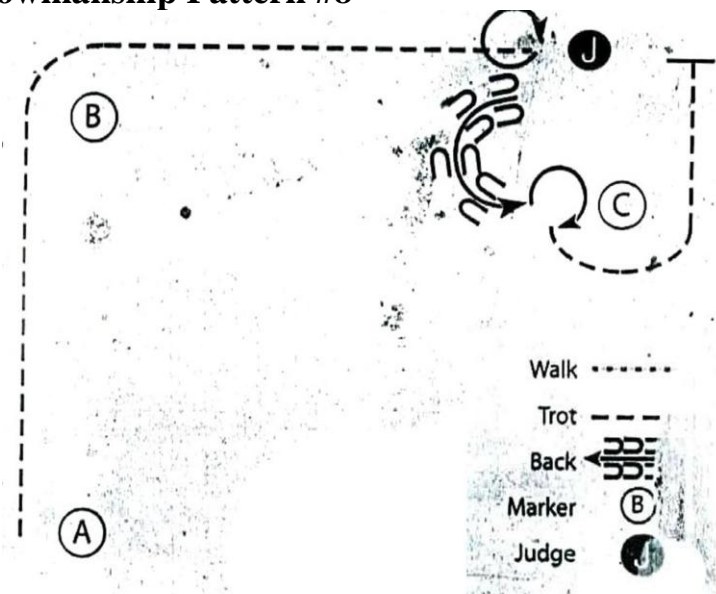
5. Trot past marker b, line up at judge/ring steward direction

Showmanship Pattern #7



1. Walk from A to B. At B stop
2. Perform a 450 degree turn and trot around C.
3. Stop when even with B. Perform a 270 degree turn and back 5 steps
4. Perform a 180 degree turn. Walk to the judge and set up for inspection
5. When dismissed trot to the line-up.

Showmanship Pattern #8



1. Trot from A to the Judge
2. Stop and perform a 360 degree turn
3. Set up for inspection

4. When dismissed back a half circle to C.
5. Perform a 270 degree turn and trot until even with the Judge
6. Stop and wait for instructions from the ring steward.

Patterns 1 & 2-Beginner, Academy, 10 & under, 11-13, 14-17, 18 & over

Patterns 3 & 5-11-13, 14-17, 18 & over

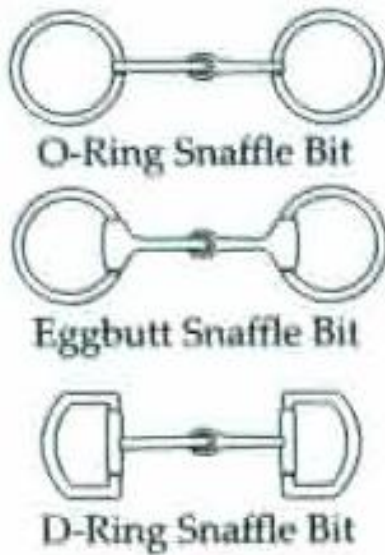
Patterns 4, 6, 7, 8-14-17, 18 & over

III. WESTERN DIVISION

A. General Rules

1. Horses shall be of any breed or combination of breeds, serviceably sound and in good condition. A full mane is not required.
2. Boots, appropriate western style clothing and a western hat or protective headgear are mandatory. Long sleeve shirts must be worn in all Western classes. Chaps are optional.
3. Spurs are optional in all western classes, but they cannot be used forward of the cinch.
4. Any standard western bit may be used.
 - a. Chain curbs are permissible, but must meet the approval of the judge. Must be at least 1/2 inch in width and lie flat against the jaw of the horse.
 - b. No wire curbs, regardless of how padded or covered; no chinstrap narrower than 1/2 inch; no noseband and no tie downs permitted. Any bit with a shank must be ridden with one hand regardless of the mouthpiece. IE. Jointed or solid.
 - c. Snaffle bits and bosals are acceptable for any junior horse (5 & under) ridden Western. Snaffle bits and bosals are acceptable for any age horse being ridden Western in the Green Horse division. References to a snaffle bit in western classes mean the conventional O-ring, egg-butt or D-ring with a ring no smaller than 2" (5.08 cm) and no larger than 4" (10.16 cm). The inside circumference of the ring must be free of rein, curb or headstall attachments which would provide leverage.

Examples of Snaffle bits



5. Except for 5 and under horses and Green Horses being ridden in a snaffle or bosal and in Bosal Pleasure classes with any age horse, only one hand may be used for reining, and the hand must not be changed. The hand is to be around the reins; one finger only between split reins is permitted. When using a romel, the extension may be carried in the free hand with a 16 inch spacing between the reining and the free hand holding the romel. In trail classes it is permissible to change hands to work an obstacle. When exhibiting a junior horse (5 and under) and Green Horse in a snaffle or bosal or exhibiting in Bosal Pleasure, two hands must be used on the reins. When exhibiting a western horse in a snaffle the reins must be crossed over the horse's withers.

B. Class Descriptions:

1. WESTERN PLEASURE

Horses shall enter the ring to the right at a walk. They are to be shown both ways of the ring at a walk, jog and lope, on a reasonably loose rein without undue restraint. Entries shall be penalized for being on the wrong lead. Horses may be asked to back. Performance 80%; Conformation 20%.

Pleasure classes may be broken into specific age groups as described in the General Rules, as well as Men's Pleasure and Ladies Pleasure (limited to 18 and over). Classes may also be split into Jr. Horse 5 and under and Sr. Horse 6 and over.

2. WESTERN ROAD HACK

Horses shall enter the ring to the right at the walk. Will be asked to walk, jog, extended jog, and lope both ways of the ring. Horses must hand gallop one way of the ring. May be asked to dismount and mount. No more than 8 to hand gallop at one time. Horses may be asked to back. To be judged on performance, substance and manners. Performance 80%; conformation 20%.

3. BOSAL PLEASURE

To be judged as a Western Pleasure class. Rawhide braided or leather braided Spanish type hackamore of the regularly accepted plain type. No mechanical hackamores are permitted. Two hands on the reins are permissible. Open to any age horse. Performance 80%; conformation 20%.

4. WESTERN RIDING

Horses or pony to be worked on course as illustrated. Reasonable speed, ease of handling and changing leads throughout the pattern will be judged. Failure to follow exact course or maintain gait will severely penalize or disqualify entry. Performance 100%.

WESTERN RIDING PATTERN

On the pattern the eight small circles represent pylon markers which are recommended. These should be separated by a uniform measured distance of not less than 30 feet not more than 50 feet on the sides with 5 markers. In pattern one, the three markers on the opposite side should be set adjacent to the appropriate markers. It is recommended that markers be set a minimum of 15 feet from the fence and with 50 to 80 foot width in the pattern, as the arena permits.

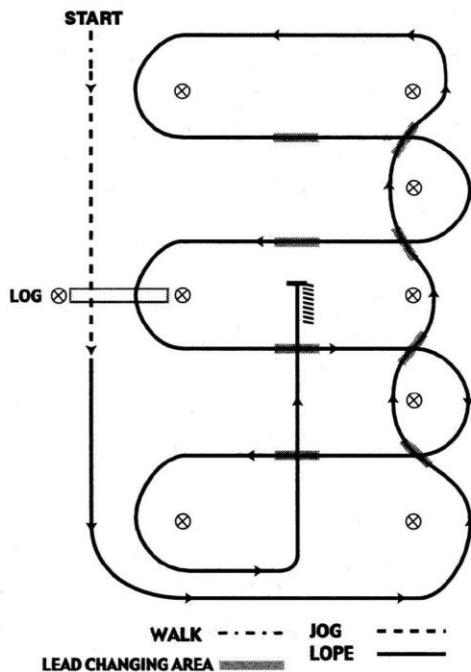
A solid log or pole should be used and be a minimum of 8 feet in length.

The long serpentine line indicates the direction of travel and gaits at which the horse is to move. The shaded area represents the lead changing area between the markers. The dotted line (...) indicates walk, the dash line (---)jog, and the solid line (___)lope.

Use patterns 1 and 3 from USEF rules.

Pattern 1:

WESTERN RIDING PATTERN I

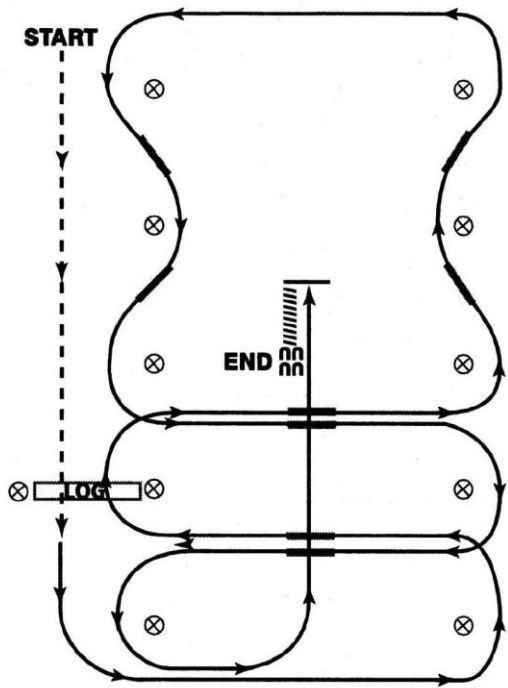


1. Walk and jog over log
2. Transition to left lead and lope around end
3. First line change

4. Second line change
5. Third line change
6. Fourth line change lope around the end of arena
7. First crossing change
8. Second crossing change
9. Lope over log
10. Third crossing change
11. fourth crossing change
12. Lope up the center, stop and back

Pattern 3

WESTERN RIDING PATTERN III



WALK - - - - - JOG - - - - -
 LEAD CHANGING AREA █████ LOPE ———

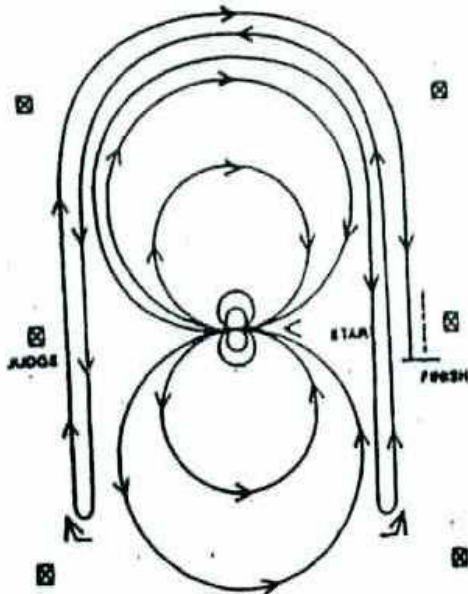
1. Walk, transition to jog, jog over log
2. Transition to left
3. First crossing change
4. Lope over log
5. Second crossing change
6. First line change
7. Second line change
8. Third line change

9. fourth line change
10. Lope over log
11. Third crossing change
12. Fourth crossing change
13. Lope up the center, stop and back

6. WESTERN REINING

Horses or ponies to be worked on course posted. Only current AQHA Reining Patterns may be used and must be posted at least four (4) classes prior to the class. Reasonable speed, smoothness of performance, execution of each routine will be judged. Failure to follow exact course or the judge's instructions will disqualify entry. Performance 100%.

Pattern 1 Western Reining

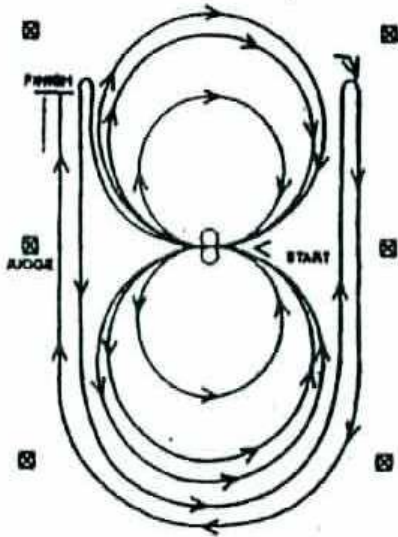


Walk horse to center of arena facing left fence or wall

- a. Complete two (2) spins to the left
- b. Complete two (2) spins to the right
- c. Beginning on the right lead, complete two (2) circles to the right, the first being slower and smaller, the second being faster and larger.
- d. At the center of the arena, do a simple lead change.
- e. Begin two (2) circles to the left, the first being slower and smaller, the second being faster and larger.
- f. At the center of the arena, do a simple lead change.
- g. Begin a large circle to the right, but do not close the circle. Lope down the right side of the arena past the center mark and stop. Do a left rollback.
- h. Lope back around the previous circle, but do not close the circle. Lop down the left side of the arena past the center marker and stop. Do a right rollback.

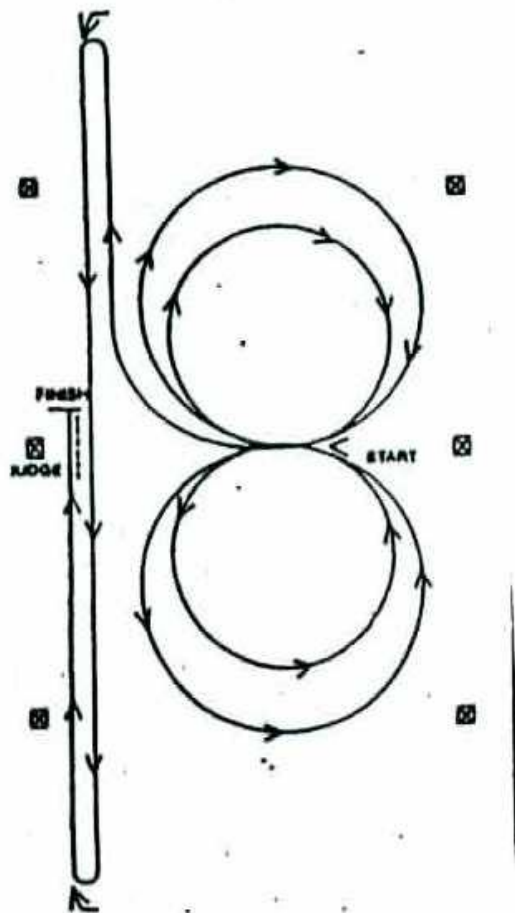
- i. Lope back around the previous circle but do not close the circle. Lope down the right side of the arena past the center marker, stop, and back. Settle.

Pattern 2 Western Reining



- a. Starting at the center of the arena facing the left wall, begin on the right lead completing two (2) circles, the first being larger and faster, the second being smaller and slower.
- b. At the center of the arena stop complete one (1) 360 degree turn to the right.
- c. Begin two (2) circles to the left, the first being larger and faster, the second being smaller and slower.
- d. At the center of the arena stop complete one (1) 360 degree turn to the left.
- e. Starting on the right lead complete a large figure eight with a simple lead change in the center.
- f. Do a second simple lead change and lope on right lead down the side and stop, do a left roll back.
- g. Lope around to the other side of arena past the center mark and stop, do a right roll back.
- h. Lope around to the other side of arena past the center marker, stop and back.

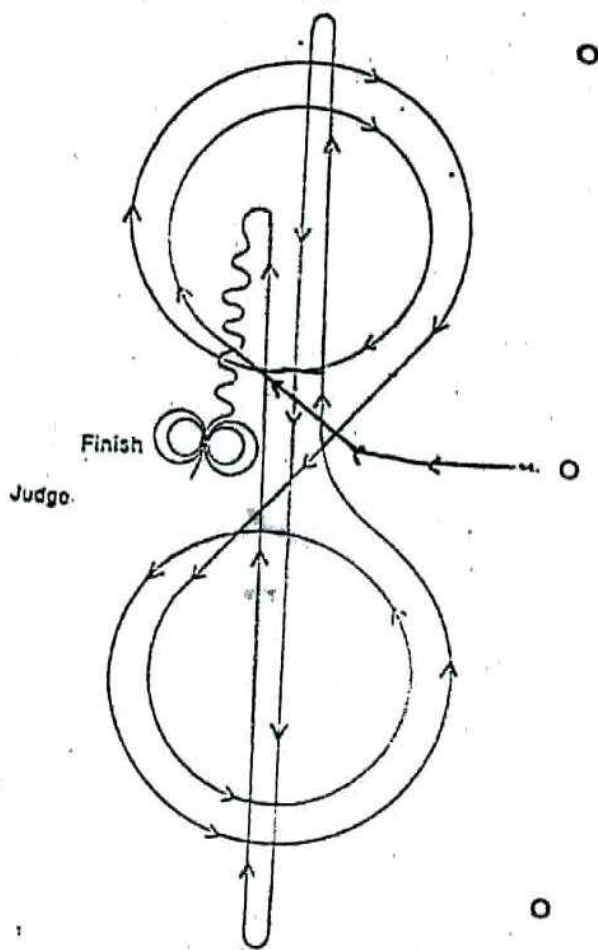
Pattern 3 Western Reining



- a. Begin from a halt at the center of the arena, facing the center marker on the left wall.
- b. Lope a small, slow circle to the right.
- c. Simple change at center
- d. Lope small, slow circle to the left.
- e. Simple change at center
- f. Lope large, fast circle to the left.
- g. Simple change of lead at center.
- h. Lope large, fast circle to the left.
- i. Simple change of lead at center.
- j. Lope to the right, continuing down the rail past the end marker.
- k. Stop, rollback left to a lope.
- l. Lope beyond opposite end marker.
- m. Stop, rollback right to a lope.
- n. Lope beyond the center marker.
- o. Stop

p. Back ten feet, settle the horse for five seconds.

Pattern 4 Western Reining



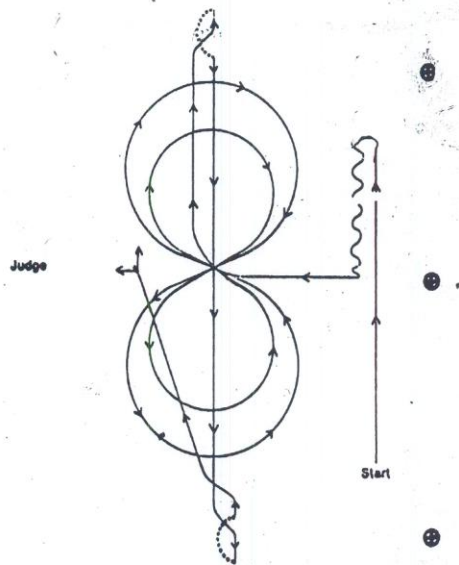
Beginning at the center of the arena facing the left wall or fence.

1. Beginning on the right lead, complete two circles to the right, the first circle small and slow; the second circle large and fast.
2. Change leads at the center of the arena.
3. Complete two circles to the left. The first circle, small and slow; the second circle, large and fast.
4. Change leads at the center of the arena.
5. Run to opposite end of arena, past end marker, and do a left rollback – no hesitation.
6. Run to opposite end of arena, past end marker, and do a right rollback – no hesitation.
7. Run past the center marker and do a sliding stop. Back up to the center of the arena (or at least ten feet). Hesitate.
8. Complete two spins to the right.
9. Complete two spins to the left.
10. Hesitate to demonstrate the completion of the pattern.
11. Walk to the judge and stop for inspection until dismissed.

7. WORKING STOCK HORSE/PONY

- a. Each participant will perform the required pattern individually and separately.
- b. Credit should be given for smoothness, finesse, attitude and control. Deviations from the pattern must be considered as a fault.
- c. Scoring will be on the basis of 0 to infinity with 70 denoting the average score.

Pattern #1 Working Stock Horse/Pony



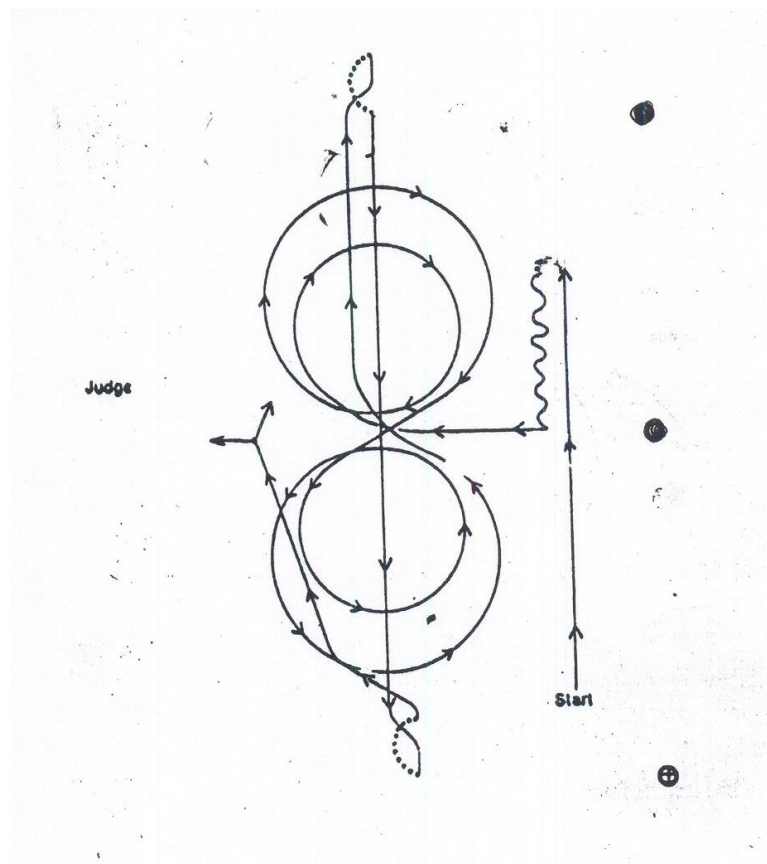
Pattern #1

Ride Pattern as follows:

1. Run past the center marker coming to a sliding stop half-way between the center and last marker.
2. Back your horse/pony to the second marker and stop.
3. Settle your horse/pony for 10 seconds.
4. Pivot horse/pony $\frac{1}{4}$ turn to the left and begin a small figure 8 to the right at a slow lope. (Simple lead changes or flying lead changes are optional; however more credit will be given to a correct flying lead change for both figure 8's.)
5. Ride large figure 8 at a fast lope.
6. At center, turn and run down the middle past the end marker and do a left rollback-no hesitation.
7. Run to the opposite end of the arena past the last marker and do a right rollback-no hesitation.

8. Run back to center left and stop.
9. Pivot 1/4 turn to the right and then 1/2 turn to the left.
10. Walk to the judge for inspection until dismissed.

Pattern #2 Working Stock Horse/Pony



Pattern #2

Ride Pattern as follows:

1. Run past the center marker coming to a sliding stop half-way between the center marker and the last marker.
2. Back your horse/pony to the second marker and stop.
3. Settle horse/pony for 10 seconds.
4. Pivot horse/pony 1/4 turn and begin on the right lead two circles to the right: the first, small and slow; the second large and fast.
5. Change leads in the center of the arena. (Simple lead changes or flying lead changes are optional; however, more credit will be given to a correct flying lead change for both figure 8's.)
6. Ride 2 circles to the left: the first, small and slow; the second, large and fast.
7. At the center marker turn and run down the middle past the end marker and do a left rollback-no hesitation.
8. Run to the opposite end of the arena past the marker and do a right rollback-no

hesitation.

9. Pivot 1/4 turn to the right and then 1/2 turn to the left.
10. Walk to the judge for inspection until dismissed.

IV. ENGLISH DIVISION

A. General Rules:

1. Horses shall be of any breed, or combination of breeds, suitable to English riding, in good condition.
2. All classes in the English division require appropriate English saddles.
3. A standard English bit with or without standard curb chains must be used.
4. Huntseat attire - riders should wear appropriate conservative huntseat jacket or coat, breeches (or jodhpurs), appropriate shirt, tie, choker, pin and boots. Conservative dark hunting cap, derby or protective headgear is mandatory. Spurs of the unrowelled type, crops or bats optional.
5. Saddleseat attire - Attire for all saddleseat classes, includes informal attire, formal attire (optional) if time designated, and day coats of any color. Kentucky jodhpurs, jodhpur boots, and a derby or soft hat are required. Exhibitors may also use protective headgear and/or gloves. Informal attire may be worn in all saddleseat equitation classes. Informal: Conservative colors are preferred for saddlesuits (i.e. herringbone, pin stripes and other combinations of colors that appear to be solid). Solid colors include black, blue, gray, dark burgundy, dark green, beige or brown jacket with matching jodhpurs, derby or soft hat or protective headgear and jodhpur boots. Day coats are acceptable in all classes. Formal attire may be worn after 6:00 p.m. or during evening sessions but is not mandatory. Formal: Even more conservatism is required for evening wear. Solid colors include dark gray, dark brown, dark blue or black tuxedo-type jacket with collars and lapels of the same color, top hat, jodhpurs to match and gloves, or dark colored riding habit, accessories and jodhpur boots. Contrasting jackets may be worn. Spurs of the unrowelled type, whips or crops optional.
6. Martingales are not permitted in the English Division, other than in over fence classes or driving classes.

B. Class Descriptions

1. THREE GAITED, THREE GAITED TRIMMED & UNTRIMMED

All horses shall enter the ring to the right at the trot. Horses to be shown at an animated walk, trot, canter. Preference shown to horses with high action. Horses shall be reversed and shown both ways of the ring. Must be shown with either a Weymouth or Pelham bridle. Performance 80%, conformation 20%.

2. THREE GAITED SADDLESEAT PLEASURE HORSE

All horses shall enter the ring to the right at a trot. Horses to be shown at a walk, trot and canter. To be judged on manners, performance, quality and suitability to rider. Tack: Appropriate English saddle, Weymouth or Pelham bridle, no martingale. Loose rein on command. Horse shall be reversed and shown both ways of

the ring. Horses shall stand quietly and may be asked to back. Performance 80%, conformation 20%.

3. PARK TYPE SADDLE HORSE

Horses to enter the ring to the right at a trot. Horses to be shown at a graceful and animated walk, collected trot and canter. Light contact with horse's mouth must be maintained. Judged on manners, style, finish and all around brilliance. Performance 80%, conformation 20%.

4. SADDLE SEAT PLEASURE

Shall enter the ring to the right at the trot. Horses to be shown both ways of the ring at a walk, trot and canter. A road trot may be asked for at the discretion of the judge. Judged on manners, performance, quality and suitability to purpose. Loose rein upon command. Shall stand quietly and may be asked to back. Performance 80% conformation 20%.

5. FIVE GAITED SADDLE HORSE

Horses to enter the ring to the right at the trot. Horses to be shown both ways of the ring at a walk, trot, slow gait, rack and canter. To be judged on quality, performance and manners. Performance 80%, conformation 20%

6. SADDLESEAT ROAD HACK

Horses shall enter the ring to the right at the trot. Horses will be asked to walk, trot, road trot and canter both ways of the ring. Horses are required to hand gallop one way of the ring. Only 8 horses may hand gallop at one time. May be asked to back. To be judged on performance, substance and manners. Saddleseat only. Performance, 80% conformation 20%.

7. HUNT SEAT PLEASURE

Open to Hunter type horses only. Shall enter the ring to the right at the trot. Horses to be shown both ways of the ring at the walk, trot and canter. Judged on manners, performance, quality and suitability to purpose. Loose rein upon command. Shall stand quietly and may be asked to back. Performance 80%, conformation 20%.

8. BRIDLE PATH HACK

Open to Hunter type horses only. Horses to enter the ring to the right at the trot. Horses to be shown both ways of the ring at the walk, trot and canter. Horses must hand gallop one way of the ring. Only eight horses may hand gallop at one time. Entries should stand quietly and may be asked to back. May be asked to mount and dismount. Emphasis placed on actual suitability to purpose. No fences. Performance 80%, conformation 20%.

9. HUNTER HACK

To be exhibited at a walk, trot and canter both ways of the ring. All horses are required to jump two fences not to exceed 2'6" and gallop one way of the ring. Fences must be 36' or 48' apart with appropriate strides between and the distance between fences must be measured by a tape. Fences should be post and rail. These fences should have 2 rails and a ground rail. In the case of questionable footing, the jumps

may be made into cross-rails without penalizing the horse or rider. No more than 8 horses may hand gallop at one time. Performance 80%, conformation 20%.

10. HUNTER UNDER SADDLE

Horses are to be shown at a walk, trot and canter both ways of the ring. Light contact with the horse's mouth is required. Horses should be alert, obedient, responsive and move freely. They should not be eliminated for slight errors. Judges may ask for a hand gallop one way of the ring. No more than eight are to hand gallop at one time. Performance 80%, Conformation 20%.

VI. MISCELLANIOUS CLASS DESCRIPTIONS

A. COMMAND

Judged on ability of horse and rider to obey immediately the commands given by the judge at any gait. Failure to follow command is an elimination. Riders should be on their honor. Maybe broken into specific age groups as described in the general Rules, as well as in Western & English Obedience classes. Judge may ask for assistance and or spotters.

1. When 6 horses are left in the class, if two or more horses are called in on the same command at the same time, then there must be a runoff between those horses for the placing to be decided.

2. Reverse at a canter may not be called when there are more than 8 horses inside the ring, including those in the center and the judge must specify whether the exhibitors must change or stay on the same lead.

3. When horses are being excused, those on the rail may stand at ease.

4. Bucking is a disqualification.

B. DISCIPLINED RAIL

A command class, but not a "fault and out" class. The class may be broken into specific age groups as described in the general rules, as well as into English or Western classes. Purpose is to show ability of a highly trained horse. All horses to enter the ring and are shown together with no individual work-out except in the event of a tie. Should the number of entries warrant, more than one go-round shall occur to determine the finalists. Each go-round shall require the exact same sequence of work performed. Once the finalists are determined a final go-round will occur and the judge may change the work order and/or add additional commands. The class is placed to six places. The class is to be judged on performance, ability, response and attitude of the horse. The judge shall be positioned to view the complete arena by standing at one end or in a corner or out of the arena, when possible, to view as many entries as possible during the class.

C. SIT A BUCK

Upon entering the ring each contestant receives a simulated buck which shall be placed on the left side under the buttock. One half of the buck must be showing at all times. Loss of buck - contestant shall proceed to the center of the ring. No chaps

shall be worn. Contestants shall follow the commands of the ringmaster.

D. TRAIL DIVISION

1. Open to horses or ponies. (Pony trail classes will count towards pony performance year end awards.) Open trail class shall work over and through obstacles. If a gate is used, the handle should be approximately 48 inches from the ground. Rider may be asked to open gates, carry objects from one part of the arena to another, ride through water, over logs or simulated brush, ride down into and up out of a ditch without lunging or jumping, cross over a bridge, back through obstacles, mount and dismount from either side and perform over any natural conditions encountered along a trail. No less than five obstacles may be used.

2. Trail class jumps are limited to 18 inches in height.

3. Animals may be shown at a walk, trot or jog, or equivalent gait, lope or canter, both ways of the ring on a reasonably loose rein without undue restraint. Entries shall be penalized for being on the wrong lead. Special emphasis shall be placed on the walk; Trail Course must be posted by the show committee for the exhibitors to view at least one class in advance of the class. Trail may be broken into specific age groups as described in the General rules as well as ladies' or men's trail class, or Western, English, Pony, and Walker.

E. COMBINATION ENGLISH AND WESTERN PLEASURE

Riders shall show English first. Horses will be shown at a walk, trot and canter both ways of the ring and line up in the center of the ring. Two attendants are permitted to assist the rider in changing to western tack. English and Western riders may be different. When all tack is changed, riders will remount when directed to do so by the Judge and show Western both ways of the arena at a walk, jog and lope. Horses must stand quietly in line and may be asked to back. To be judged equally on performance, manners and way of going English and Western.

F. COSTUME CLASS

Entries must enter the ring at a walk counter-clockwise, May be led, ridden or driven. Costumes must be consistent with the theme represented. Exhibitors should provide the announcer with a written description of their costume. Entries may be judged on their beauty, authenticity, humor or originality.

G. JACK BENNY CLASS

This is either an equitation or pleasure class for riders 39 years of age and over. This is to be a fun class including all seats: English, Western and Walker. Ponies are also eligible.

H. ACADEMY CLASS

Riders may not cross enter in any other class. Riders who show out of the Academy Division are not eligible to return to the Academy Division. Once a rider has shown in a Walk/trot/jog/canter/lope class a return to a walk/trot/jog class is

prohibited. Horses are to be of lesson type. These horses must display the characteristics of such. These classes are for growing and learning experiences and exposure to horse shows

A. General Rules

1. All Academy Equitation classes are to be judged on the ability of the rider to control and show his/her horse. Academy equitation classes are to be judged on basic equitation skills with correct diagonals and leads.

2. In Academy pleasure classes, the horse should be of lesson type. It is to be judged on its ability to give the rider a safe pleasurable ride. Controllability should be of utmost importance.

3. No more than 8 horses may canter or lope at one time.

4. Standard classes are:

a. Walk/trot/jog equitation (any age or age specific)

b. Walk/trot/jog/pleasure (any age or age specific)

c. Walk/trot/jog/canter/lope equitation (any age or age specific)

d. Walk/trot/jog/canter/lope pleasure (any age or age specific)

PROTECTIVE HEADGEAR IS REQUIRED FOR ALL ACADEMY PARTICIPANTS.

B. Saddleseat:

1. Attire: Riders to wear black or navy blue jodhpur pants or black pants, jodhpur boots or shoes with a heel, and long sleeved white shirt with straight tie. Vests, sweaters and gloves are optional. No jackets or hats are allowed

2. Tack: Horses may be shown in a snaffle bridle with martingale or a Pelham/full bridle. Flat cut back English saddles are to be used.

C. Stock Seat:

1. Attire: Academy Stock seat riders must wear well fitting long black pants, boots or shoes with a heel, long sleeved white shirt and tie. Vest or sweaters are optional. Academy stock seat riders must not wear chaps.

2. Tack: Any standard Western or snaffle bit may be used.

D. Hunt seat:

1. Attire: Academy Hunt seat riders must wear jodhpurs, breeches or black pants, jodhpur, paddock, hunt boots or shoes with a heel, long sleeved white shirt with tie or choker. Academy Hunt seat riders may not wear riding jackets.

2. Tack: Any standard English bit and standard curb chins may be used. Martingales are allowed. An appropriate English saddle is required preferably of the Hunt seat type.

I. LEADLINE:

A. General Rules

1. Riders to be 3-8 years of age.

2. Horses to be led by a competent leader 14 years of age or older.

3. Leadline Equitation and Pleasure classes must be split Huntseat, Saddleseat

and Western with a separate entry sheet and judges card to be used.

4. If a jog/trot or equivalent gait is requested each horse/pony shall be worked individually.
5. Leadline riders may not be asked to back their horse/pony
6. Leadline riders under the age of 5 are not eligible for any other class.
7. Leadliners 5-8 are eligible to compete in Fitting & Showmanship Leadline.
8. Leadline Year End Awards will be given in Equitation, Pleasure and Fitting & Showmanship. Equitation awards divisions will be split into Huntseat, Western and Saddleseat. Pleasure awards divisions will be split into Huntseat, Western and Saddleseat. One Fitting & Showmanship Leadline award division will be given. In all Leadline Year End divisions, only the rider is to be nominated.

B. Acceptable Classes

1. Leadline Equitation: To be judged on the ability and presence of the rider. Rider is judged on seat, hands, and general control of his/her mount.
2. Leadline Pleasure: To be judged on the horse/pony's ability to give the rider a safe, pleasurable ride. Controllability and safety should be of the utmost importance.
3. Leadline Showmanship: Leadliners must be accompanied by a competent exhibitor 14 years or older who must have a separate lead attached to the horse. Horses to be shown in a halter. May not cross enter into any other Fitting and Showmanship class.
4. Leadline Trail: Must be held in a closed ring with no more than four (4) obstacles. Acceptable obstacles are: Figure eight obstacle around cones and/or serpentine; walk through line of cones, stop, reverse and walk to another cone; walk over ground poles; step into a box made of poles and make a 360' turn; stop at judge to answer questions. Absolutely no trotting or backing through or over obstacles. May trot between obstacles. May be asked to back at handlers discretion.

J. WALK TROT JOG OR ALTERNATE GAIT:

A. General Rules

1. Open to riders 11 and under.
2. Horses or ponies to enter the ring at a walk.
3. Riders are judged on seat, hands and general control of mount.
4. Horses or ponies must walk and trot or alternate gait both ways of the ring, stop at judge's signal and back at judge's discretion. However Saddle Seat may not be asked to back.
5. Entries are not eligible for any other equitation or performance class except classes labeled Walk Trot/Alternate Gait or Jog/Alternate Gait, In Hand, Fitting and Showmanship, Costume Class, Driving and Gymkhana 10 and under.
6. Any rider riding in Walk Trot/ Alternate Gait 11 & under may not enter any Walk Trot Canter class regardless of the horse they are riding. Once an exhibitor rides in a Walk Trot/Jog Canter/Lope class he/she may not show in Walk Trot/AG or Jog/AG again.
7. All Huntseat Walk-Trot/Alternate Gait Equitation and Pleasure

classes, Saddleseat Walk-Trot/Alternate Gait Equitation and Pleasure classes, and Walk-Jog/Alternate Gait Equitation and Pleasure classes must be split and have separate judges cards and entry sheets.

8. Headers are allowed in the ring once the exhibitors are lined up at the ring masters direction.

K. MUSICAL FREESTYLE

THIS IS ONE CLASS BUT EXHIBITORS MAY SHOW EITHER A OR B

A. Freestyle Performance - Exhibitor must provide own music (tape).

Presentation to be limited to 3 1/2 to 4 minutes. Exhibitor must execute two circles at a trot/jog/running walk and two circles at a canter with a lead change in each direction (simple or flying). Exhibitor must back. Otherwise, the exhibitor may show his/her animal in any capacity desired. Exhibitors are allowed to use two hands, one hand or no hands.

B. Dressage Freestyle - Exhibitor must provide own music (tape). Presentation to be limited to 3 1/2 to 4 minutes. Exhibitors must provide the judge with a copy of the USDF or FEI test on which the Freestyle is based. The exhibitor must include all paces and movements required on the score sheet. Other movements may be used to enhance the performance. Exhibitors may show either in Dressage attire or Huntseat attire.

V EQUITATION DIVISIONS:

If a judge is planning to use an equitation workout or pattern it must be posted at least one hour prior to the class or prior to the start of the show. It is the judge's option to test individually after the rail work has been completed. Said workout or pattern must be a combination of approved tests as established by NYSSHA. The judge may announce to the exhibitors the details of the workout and answer any questions they might have to clarify the workout. If a pattern is required and has not been posted it must be announced to the exhibitors and over the loudspeaker.

A. WESTERN HORSEMANSHIP OR EQUITATION

1. General Rules:

- a. Classes are to be broken into specific age groups as described in the general rules.
- b. Riders enter the ring to the right at a walk and are judged on seat and hands and general management and control of mount at a flat footed four beat walk, two beat jog and three beat lope both ways of the ring.
- c. Riders may reverse either by turning toward or away from the rail
- d. Judges may call for more tests to be performed by competitors considered for an award.

Tests from which judge may choose

1. Back in line up.
2. Questions regarding basic tack and horsemanship.
3. Circle at the jog.

4. Figure 8 at the jog.
5. Lope and stop.
6. Figure 8 at the lope demonstrating simple change of lead. Horse is brought back to walk or jog and asked for the other lead.
7. Figure 8 at the lope demonstrating flying change of lead.
8. Change leads down center demonstrating simple change of lead
9. Ride serpentine course demonstrating simple changes of lead.
10. Ride serpentine course demonstrating flying changes of lead.
11. Demonstrate 180 degree turn on the haunches.
12. Demonstrate 360 degree turn on the haunches.

Judge may choose: tests 1 through 3 for walk/trot & maiden riders

tests 3 through 5 for 13 & under, novice and limit riders

tests 1 through 1-12 for 14-17, 18 & over and open riders

B. BAREBACK HORSEMANSHIP

Same rules govern this class as govern the Western Horsemanship class.

C. HUNT SEAT EQUITATION

1. General Rules:
 - a. Classes to be broken into specific age groups as described in the General Rules.
 - b. Exhibitors shall enter the ring to the right at a trot and continue around ring at each gait (walk trot and canter) and on command reverse and repeat.
 - c. Riders shall be judged on seat and hands and general management and control of mount. Light contact with horse's mouth is required.
 - d. The order to reverse can be done by turning either toward or away from the rail.
 - e. Riders may be asked to work collectively without stirrups in 14-17, 18 and over age groups and open classes.
 - f. Judges may ask the top competitors to perform at least two of the appropriate tests listed below.
2. Tests from which judges may choose
 1. Back in line up.
 2. Questions regarding basic horsemanship, tack and equipment and conformation.
 3. Circle at a trot.
 4. Figure 8 at a trot demonstrating change of diagonals.
 5. Canter and halt. (4-6 sec.).
 6. Work collectively at the walk trot and canter.
 7. Figure 8 at a canter demonstrating simple change of lead. Figures to begin in center of 2 circles so 1 change is shown.
 8. Ride without stirrups, or drop and pick up irons.
 9. Dismount; and mount individually,
 10. Turn on the forehand
 11. Figure 8 at a canter on correct lead demonstrating flying change of

lead.

12. Execute a serpentine at a trot and/or canter demonstrating simple or flying changes of lead.

13. Change leads on a line demonstrating a simple or flying lead change.

14. Canter on the counter lead. (No more than 8 at a time)

15. Turn on the haunches from a walk - □ or 1/4 turn.

Judge may choose: tests 1 through 3 for walk trot and maiden riders

Tests 1 through 6 for novice, limit and 13 & under riders

Tests 1 through 15 for 14-17, 18 & over and open riders

D. BAREBACK EQUITATION

Same rule as Hunt Seat or Saddle Seat Equitation.

E. HUNT SEAT EQUITATION OVER FENCES

1. General Rules:

a. Should be split into age groups, with 13 and under not to exceed 2'3".

b. Judged as an Equitation Class. There shall be 6 to 8 fences 2'0" to 2'6". Cannot be raised. All fences that are post and rail should have 2 rails plus a ground rail. Lines of fences including In and Outs must be set at measured distances, measured by a tape measure. Lines must be set at a minimum of 36 feet and if the distance is greater than 36 feet it must be divisible by 12 (ex: 48, 60, 72).

c. Equitation over Cross-Rails – Riders to jump only cross-rails and may not cross enter to straight rail classes. Horses to jump a course of 6-8 fences and the course may show a change of direction.”

F. SADDLE SEAT EQUITATION

1. General Rules:

a. Classes to be broken into specific age groups as specified in the general rules.

b. Riders enter the ring at the trot, turn to the right and proceed counterclockwise. The class proceeds around the ring at each gait (walk trot and canter) and on command will reverse and repeat.

c. The order to reverse may be executed either by turning toward or away from the rail.

d. Entries will line up on command.

e. Judges may ask for at least 2 of the tests listed below from the top competitors.

2. Tests from which judges may choose:

1. Pick up reins in line up only.

2. Circle at a trot.

3. Questions regarding basic horsemanship, tack and equipment and conformation.

4. Drop and pick up irons in line up only.

5. Change of diagonals down center line or on rail

6. Figure 8 at a trot demonstrating change of diagonals
7. Back for not more than 8 steps.
8. Execute a serpentine at a trot on the correct diagonal
9. Circle at canter on the correct lead.
10. Figure 8 at a canter demonstrating simple change of lead. Horse is brought back to a halt/walk before asking for the other lead.
11. Serpentine at a canter with simple change of lead.
12. Change leads down center or on rail demonstrating simple change of lead. Judge specifies exact lead changes to be done and the beginning lead.
13. Ride without stirrups for a short time. No more than one minute at the trot. Pick up irons at the halt or walk.

Judge may choose: tests 1 through 3 for walk trot and maiden riders
tests 1 through 9 for novice, limit and 13 & under riders
tests 1 through 13 for 14-17, 18 and over riders

IX: MINIATURE HORSE DIVISION:

Equines 38” and under must show as miniature horses or as a pony. They may not cross enter with the pony division.

Height: A miniature horse must be 38” or less in height. The height verification of the miniature horse shall be determined by measuring the vertical distance from the base of the last hairs of the mane to the ground with the front two legs vertical and in line with or parallel to the measuring device, and the back of the hocks in a vertical line with the horse’s buttocks. The last hairs of the mane refer to the last coarse (longer) hair of the horse’s mane. The horse’s head and neck must be in a natural position. The animal must stand squarely on all four feet.

General Impression: A small, sound, well-balanced horse, possessing the correct conformation characteristics of most breeds-refinement and femininity in the mare, boldness and masculinity in the stallion. The general impression should be one of symmetry, strength, agility and alertness. A miniature horse should give the feeling of just that, a miniature horse, not a pony.

Braiding, tying of mane or tail, and ribbons may be used in Liberty class only. Horses do not need to be clipped and will not be penalized. However, regardless of hair length, the horse should be clean and trimmed appropriately for the horse’s body style.

A. In Hand Classes:

1. Miniature Horse In-Hand:

A. Horses to be shown in hand at the walk and trot. Horses must also be viewed in motion from the side and judged on the priority of: conformation according to body

type, way of going, and overall presentation (in that order).

B. Horses are to be shown not stretched, which means all four feet are flat on the ground and at least one front and one rear cannon bone remain perpendicular to the ground. Stretched horses to be penalized after the initial warning by the judge in each class. It is permissible to hand set the horse.

2. Multi Color /Solid Class:

In color classes, horses are to be judged 100% on the natural coloring of the horse. No other factors are to be considered. Horses to be shown both ways of the ring at the walk. The class to be divided as:

A. Multi Color: open to miniatures with Pinto(the presence of white behind the eye or above the knees/hocks) and Appaloosa coat color characteristics.

B. Solid Color: open to all others

B. Performance Classes: (A horse will be exhibited by only one handler per class.)

A. Showmanship Classes: Class specifications listed in the general section of the NYSSHA rule book. Miniature Horse exhibitors are to be dressed in neat, clean clothing. Suitable gloves are encouraged. Suitable hat and footwear is required.

B. Obstacle In-Hand Classes:

1. Class to be judged on performance and way of going with emphasis on manners throughout the course. Entries will be evaluated on responsiveness and willingness, plus general attitude.

2. Horses must be 2 years or older to show in Obstacle In-Hand classes.

3. Any baiting in such class is a disqualification

4. Obstacle Guidelines: Ingenuity and originality in adapting and combining various obstacles are encouraged. However, all obstacles should be safe for exhibitors as well as horses. Suggested obstacles include:

a. Back through or out of obstacle

b. Walk through water or simulated water

c. Put on and remove equipment from person or horse

d. Walk through a narrow passage

e. Pick up an object and place it in a designated location

f. Walk across a bridge or simulated bridge

g. Walk pattern created with poles, pylons, (figure 8, serpentine, cloverleaf, etc.

h. Ground tie horse in a circle

i. Side-pass

5. Horse to be shown in a halter with lead. Horse may not be touched by the exhibitor unless the judge or course designer instructs or if side passing is required. Whips or crops are prohibited. Tying up of long tails is permissible.

6. Judge/Course Designer to walk the course with exhibitors (without horses) prior to judging.

C. Obstacle Ground Driving Classes:

1. Class to be judged on performance and way of going with emphasis on manners throughout the course. Entries will be evaluated on responsiveness and willingness, plus general attitude.
2. Horses to be 2 years old or older to show in Obstacle Ground Driving.
3. Obstacle Guidelines as in Obstacle/Trail In Hand Classes.
4. Horse to be shown in appropriate driving or open/closed driving bridle with check and surcingle. Any additional harness parts must be securely tied up. Driving line of a safe and appropriate length to be used, run through surcingle ring turrets and no other parts of the harness including tugs or shaft loops.
5. Driver must carry a suitable driving whip.
6. A horse entered in ground driving class may not cross-enter with any driving class.

D. Miniature Horse Hunter or Jumper Classes:

1. General Rules:

- a. There will be a minimum of 16' between jumps with the exception of an in and out which should be set at approximately 12' apart.
- b. Fences to be constructed of light-weight materials which can be easily knocked down, i.e. PVC piping, wooden posts no greater than 2 inches in diameter, etc. Jumps must be a minimum of 5 feet wide, and uprights a maximum of 48" in height. A ground pole must be used for any rail jump.
- c. Horses must be 3 years old or older to participate in any over fence class.

E. Miniature Horse Hunters:

1. Judged on style, manners and way of going with preference given to those horses that cover the course at an even pace, with free flowing strides, as in a brisk trot or canter, but must maintain same gait throughout the course. Circling once upon entering the ring and once upon leaving the ring is permissible. Hunter must demonstrate at least one, but no more than four changes of direction. Charging fences, or not maintaining the same gait throughout the entire course shall be penalized.
2. Jumps must be a minimum height of 18" and a maximum of 24". Ground poles are required. There will be a minimum of 4 obstacles, and horses are to make a minimum of 6 jumps and a maximum of 8 jumps.
3. Major faults to be considered are: knockdowns, touched, refusals, bucking or kicking, spooking or shying, showing obstacle to the horse or wringing the tail.
4. Causes for elimination: 3 refusals, off course, crossing your own path, fall of horse/exhibitor, jumping of obstacle by exhibitor, carrying of whip, unsound horse.
5. The type of exhibitor footwear may include any athletic type shoe.

F. Miniature Horse Jumpers:

1. To be scored mathematically, based on faults incurred between the starting line and the finishing line. Circling once upon entering and once upon leaving the ring is permissible, but not after crossing the starting line.
2. Minimum height for jumps must be 18", maximum height 28".

3. Exhibitor may not go over the jumps with the horse. Whips are permitted, and the exhibitor's type of footwear may include any athletic type shoe. Front leg wraps and/or boots are optional.
4. Jump-offs are to occur for the first place between horses that tied for first place only. The jump-off will be held over the original course. The number and location of the jumps are to remain the same as well as the path of the course to be taken. Final determination is the combination of least faults and fastest time of the jump-off.
5. Scoring: knockdown 4 faults, refusal 3 faults, circling after crossing starting line 3 faults, crossing own path 3 faults.
6. Causes for elimination: 3 refusals, off course, fall of exhibitor/horse, jumping of jump by exhibitor, failure to pass through the start and/or finish cones or knocking such cones over.

G. Liberty Class:

1. Liberty is to demonstrate the natural beauty of the Miniature horse. Horses to be judged on style, grace, animation, gaits, presence, music suitability and ease of catching.
2. The horse must be at least one year old to be entered in Liberty.
3. Horses will be judged beginning when the halter is removed by the exhibitor (person wearing the number) and until caught by the exhibitor. Time of Liberty shall be 1.5 minutes; time to catch shall be 1.5 minutes.
4. Only the exhibitor and one handler will be allowed in the arena with the horse. Whips and shaker bottles are allowed, but touching the horse during the performance with aids or hands will result in a disqualification.
5. Horse must be caught and haltered by only the exhibitor (not the helper) within 1.5 minutes or will be disqualified.
6. Music is required. Suitability of horse's movements to the chosen music must be evaluated.
7. No assistance from outside the arena will be permitted. It is suggested that the shows announce this before the class is in session.
8. The following points ratings must be used when judging Liberty: Style and Grace 20 points, Animation and Presence 20 points, Gaits 20 points, Music and Suitability 20 points, Catch 20 points for a total of 100 possible points.
9. Baiting of horse to encourage an animal to perform is not allowed. Baiting at any time, including the catch portion is a disqualification.

H. Miniature Driving Division

A horse entered in any driving may not cross-enter with any ground driving class. All other driving rules apply.

X. DRIVING DIVISION

A. General Rules

1. Pony Driving classes must be split into two divisions: 11.2 hands and under AND over 11.2 hands.

2. Driver's attire to be neat and appropriate to vehicle shown. Bare shoulders are not appropriate.
3. Any persons removing the bridle from a horse/pony that is hitched to a driving vehicle will be disqualified from the show.
4. Any persons hitching a horse/pony to a driving vehicle without first putting the driving bridle on, will be disqualified from the show.
5. Shown to a suitable 2 or 4 wheel vehicle. (Harness to be suitable to vehicle used.) Driver is responsible for the safety of Harness and Cart being in good working order.
6. A snaffle bits or other types of traditional driving bit is required in all driving classes. Bits may be covered with leather or rubber.
7. Side checks or over checks ARE permitted but not required.
8. Running martingales ARE acceptable on all snaffle bridles. (Standing martingales ARE only acceptable for Stanhope Gig and George IV Phaeton.)
9. Boots or bandages of any kind ARE prohibited except at the discretion of the show committee.
10. The use of a kicking strap is prohibited in all driving classes.
11. Cavessons are required in all driving classes

B. PLEASURE DRIVING

1. General Rules

PLEASURE DRIVING CLASS: HORSE AND PONY CLASSES TO BE RUN SEPARATELY.

- a. Shown both ways of the ring at a Walk, Pleasure Trot, and Strong or Extended Trot.
- b. Entries to stand quietly in line and may be asked to rein back.
- c. One attendant (header) without a whip is optional when the horses line up.
- d. As a precaution, exhibitors should have an attendant outside the ring who would be able to come in and head the equine if necessary.
- e. To be judged 70% Performance, 20% Conformation, 10% on neatness of attire.

C. COMBINATION RIDE AND DRIVE:

(single horse entry to be shown in two concurrent sections.)

1. General Rules

- a. The turnout may not leave the arena once the judging has begun.
- b. Up to two attendants ARE permitted to assist with unharnessing and saddling.
- c. Driver and rider may be different.
- d. Riders may not mount until told to do so by the judge after all vehicles

have left the ring.

e. To be judged equally on performance, manners and way of going in harness and under saddle.

f. Ponies will be governed by the same rule. May not show in the same class as horses.

2. In Harness: Entries to drive first following the Pleasure Driving Rule 3.

Under Saddle: To be shown both ways of the arena at a walk, trot and canter or walk, jog and lope. To stand quietly. May be asked to back.

D. OBSTACLE DRIVING (Horses and Ponies may show in the same class.)

A course diagram shall be posted at least one hour prior to the start of any obstacle driving class. To be judged under the same general concept as a ridden trail class, but **exhibitors must not be required to drive over logs or cavaletti, open gates, or perform any other task deemed potentially hazardous to horse or vehicle.** Course design should take into effect that horses and ponies may show in the same class. Entries may be required to walk and/or trot only. A break to canter of more than 3 strides shall be penalized. Three refusals will cause elimination from an obstacle. This class is not to be timed, and horses and ponies may show together.

E. TIMED OBSTACLE DRIVING

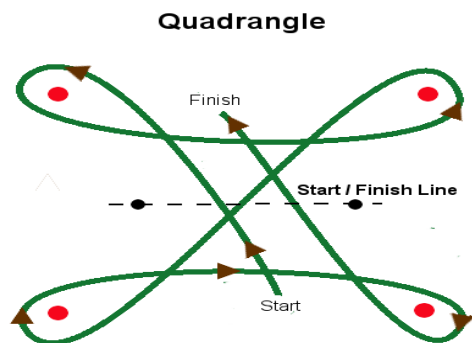
A separate timed obstacle class, utilizing cones and balls only, and run in accordance with American Driving Society guidelines, may be included, but horses and ponies may show together.

F. REINSMANSHIP:

To be judged on the driver's ability to control the horse, pony or miniature. No rail work is required. The judge shall ask each driver to execute an appropriate test. Horses, ponies and miniatures may show together.

G. DRIVING QUADRANGLES: Horses, ponies and miniatures to show together. Entire course must be at a trot. There is a 10 second penalty for cantering. Time starts when you cross the start/finish line. You make a left turn around each upper cone, go back through the center, make a right turn around each bottom cone. Go back through the center and cross the start/finish line to stop your time.

Pattern:



H. COUNTRY PLEASURE DRIVING Divided into Horse, Pony and Miniature division

Country Pleasure Driving Horses are to enter the ring counterclockwise at a country pleasure trot. To be shown both ways of the ring at a walk, country pleasure trot and extended trot. To stand quietly and to rein back. To be judged 60% on performance, manners and way of going, 30% on the condition, fit and appropriateness of harness and vehicle, and 10% on neatness, appropriateness of attire and overall impressions. Overchecks and sidechecks should be slightly loose, not snug. The head set should appear natural for the horse. Excessive knee action and speed to be penalized.

a. Walk: A free regular and forward moving four beat gait. The horse should walk energetically, but calmly, with an even and determined gait.

b. Country Pleasure Trot: A balanced, easy moving, relaxed two beat gait demonstrating forward movement.

c. Extended Trot: A clear increase in gait and length of stride. The horse should move freely on a taut but light rein, while maintaining a balanced gait and forward movement. Excessive knee action and speed shall be penalized.

XI. HUNTERS AND JUMPERS OVER FENCES (HORSES/PONIES)

A. OPEN AND JUNIOR JUMPING

Jumpers shall follow Table I of the USEF (USA Equestrian) rules.

XII. HUNTER DIVISION (HORSES/PONIES)

A. General Rules

1. Schooling: Schooling over any obstacles in the ring or over any part of an outside course may be permitted only at the time specified by the show committee. All other schooling will be permitted only within clearly identified areas and at times designated by the show committee.

2. Green hunter: A green hunter is a horse or pony of any age that is in his first or second year of showing over fences. Performance 100%

3. Regular hunter or Regular Working Hunter: A regular hunter is a horse of any age, which is not restricted by previous showing in any division. Performance 100%

4. Low Hunter or Low Working Hunter - A hunter that jumps no more than 2' to 2'3". Performance 100%

Horses may be jogged for soundness in the above 3 sections after the class if the judge desires but will not be asked to strip.

5. Conformation Hunter – a hunter that is judged 25% on conformation and the course may be set at heights consistent with other classes at the show. The conformation hunter can be any age and is not restricted by previous showing in any other division. Must be judged for conformation after the class and may be jogged for soundness.

6. Handy Hunter: In Handy Classes obstacles should simulate those found in trappy hunting country. The course should have 2 changes of direction and at least one combination as well as three of the following: hand gallop a jump, bending line, rollback turn, fence at the end of the ring, trot over one obstacle or

lead over one obstacle.

7. Hunter Over Cross Rails: Horses to jump only cross-rails and may not cross enter to straight rail classes. Horses to jump a course of 6-8 fences and the course may show a change of direction.

8. Type (course)

a. A hunter course shall be a course of 6 to 8 natural obstacles simulating obstacles found in the hunting field, such as natural post and rail, (all post and rail fences should have at least 2 rails plus a ground rail) brush, stone wall, white board fence, or gate, chicken coop, aiken, hedge, oxer, etc. Oxers are not to be square. (In situations where the only rails available are colored, they will be allowed). A ground line is recommended for all fences. Management may set up any course they feel is a fair test of a hunter; however the course must be set up with at least 24 feet between fences in the same line. 36, 48, 60 or 72 feet is preferable. All lines must be set at distances measured by a tape measure. Lines must be divisible by 12'. All turns must be curved, giving the horse ample room to get a straight line to the next fence. Broken lines are allowed. Horses must be allowed at least 3 straight strides before each fence. The course may include an In and Out combination and should have 2 changes of direction. Judges are responsible for correctness of each course after it is set and shall call the show committee's attention to any errors that would tend to result in unfair or inappropriate courses. In handy hunter classes, fences shall simulate those found in trappy hunt country; the course must have at least two changes of direction and at least one combination; horses are required to trot over one fence toward the end of the course.

b. A chicken coop hinged at the top and free at the bottom and jumps such as the triple bar and hogs back, targets and any spread over 4' are prohibited.

c. The suggested distance for an in and out when used in a ring is 24'-26' and an outside course 26'-28'. It must be measured by a tape measure. An in and out is considered as two obstacles in the required number of fences, but must never be used as a first fence.

d. Every course should have at least four different type fences and all fences must be at least 12' wide or have wings at least 30" wide that are higher than the fence.

e. The top element of all fences must be securely placed so that a slight rub will not cause a knock down and must be equally secure for different heights in the same class.

f. Except in cases of inclement weather, broken equipment or similar emergency, a course shall not be altered except by decision of the show committee. If one or more original fences are rendered unusable during a class and no duplicate exists, the show committee may substitute fences which approximate as nearly as possible the originals.

g. Clear descriptions, including heights of fences of all courses should be set forth in the prize list except for handy classes which may be withheld

until time of class. If courses are not illustrated in the prize list, they must be posted at least one hour before scheduled time of class. The plan or diagram of the course must show the obstacles which must be taken in the order indicated by numbers; but apart from this, the rider is not required to follow a compulsory track. An arrow is used to indicate the direction in which each obstacle is to be taken.

B. Tack and equipment: Regulation snaffles, pelhams and full bridles, all with cavesson nose bands, are recommended and a judge at his own discretion may penalize a horse with non-conventional types of bits or nosebands. In hack, under saddle and tie-breaking classes, martingales of any type are prohibited. Boots and bandages are prohibited, except in the case of inclement weather when show committee may permit their use.

C. Classes: Shows may have classes for maiden, novice, limit, conformation, green, low and regular working hunters. Classes may be further divided into Jr. and Sr. Exhibitor. D. Soundness: All horses must be serviceably sound. Quality, substance and soundness. Judges must penalize, but not necessarily eliminate horses with structural faults, defects and blemishes (such as pin firing) in areas which may impair their activity and durability

E. Performance

1. An even hunting pace, manners, jumping style, together with faults and moving over the course as well as when being jogged for soundness. When the class is held in a ring, the performance starts as the horse enters and ends when he leaves. When the class is held outside, the performance starts at any spot designated by the show committee, and ends at any spot so designated. In the event that the start and finish are not clearly set forth, it is suggested that a judge consider the start approximately 50' before the first obstacle and the finish approximately 50' after the last. Markers should be used.

2. In all classes over fences, judges must line up horses on merit of performance before considering conformation or soundness, including four more entries than the number of ribbons offered in conformation classes, and two more entries in working sections if there are sufficient entries without major faults.

3. In hunter classes over fences, horses shall not be required to show at a walk, trot and canter or to re-jump the course, unless eliminations are held. If eliminations are held, the finals shall be judged as an independent class.

4. In case of broken equipment, the rider may either continue without penalty or stop and correct the difficulty, in which case he will be penalized 3 faults, which will be non-cumulative. In case of loss of a shoe, rider may continue without penalty or be eliminated, at the discretion of the rider.

F. Scoring of hunters

1. Faults

a. When a horse makes 2 faults at one obstacle, only the major fault will be counted, except refusals, which will count in addition.

b. When an obstacle is composed of several elements in the same vertical plane, a fault at the top element is the only one penalized.

c. When an obstacle requires two or more fences (in and out), the faults committed at each obstacle are considered separately, In case of a refusal or run out at one element, entry must resume the previous as well as the following elements.

d. Judges shall penalize unsafe jumping and bad form over fences, whether touched or untouched.

2. Touches

a. Light touches are not considered, but may be scored according to scale below for reference in cases where elimination is difficult.

i. With any part of horse's body behind the stifle - 2 faults.

ii. With any part of the horse's body in front of the stifle – one(1) fault.

iii. Of standard or wing in jumping obstacle with any part of horse, rider or equipment – one (1) fault.

3. Knock downs: An obstacle is considered knocked down when its height is lowered by a horse or rider.

a. With any part of the horses body behind the stifle 4 faults.

b. With any part of the horse's body in front of the stifle - 8 faults.

c. Of standard or wing in jumping obstacle with any part of the horse, rider or equipment - 8 faults.

iv. Of obstacle by touching a wing or post, it shall be counted as a knock down of obstacle with above penalties.

d. Placing any foot in Liverpool, ditch or water - 8 faults.

e. Hind knock downs - not the fault of bad jumping, shall not necessarily eliminate a horse from an award, but should be scored against in a comparative manner.

f. When a horse touches an obstacle, causing a rail of an adjoining panel or wing to fall, it shall not be construed as a knock down.

4. Disobedience: Circling once upon entering the ring and once upon leaving the ring is permitted

a. 1st refusal, run out, bolting on course, extra circle or showing an obstacle to a horse - 8 faults

b. 2nd refusal, run out, bolting on course, extra circle or showing an obstacle to a horse - 8 faults

c. 3rd refusal, run out, bolting on course, extra circle or showing an obstacle to a horse - elimination. *No courtesy jump after elimination.*

d. Jumping an obstacle before it is reset elimination.

e. Bolting from ring - elimination.

f. Failure to keep proper course - elimination.

g. Jumping an obstacle not included in course - elimination.

5. Falls: Horse and/or rider falling in competition - elimination.

6. Maiden, novice, limit horses: Open to horses which have not won a blue ribbon, three blue ribbons, or six blue ribbons respectively.

XIII. HUNTER PONY DIVISION

A. Pony hunters: Regular classes are open to all ponies 14.2 hands and under whose qualifications shall follow as nearly as possible those outlined for hunters. Fences are not to exceed 3'

B. Courses: Same as for hunters, except that the suggested distance for in-and-out for small ponies not exceeding 12.2 hands - 20', for medium ponies over 12.2 and not exceeding 13.2 hands - 22', and for large ponies over 13.2 hands and under 14.1 hands - 24'. The first fence in a pony hunter course must be a vertical fence (brush or rail). Oxers and coops are prohibited as a first fence.

C. Scoring Same as for hunters.

D. Division of classes: Classes for pony hunters may be divided by size of pony. Manners and suitability of a pony for the rider shall be emphasized in all classes. Extreme speed shall be penalized. Suitability of a pony for a rider shall be determined by height and weight of the rider as related to the size of the pony as well as the compatibility of the rider and pony.

XIV. LITE SHOD TENNESSEE WALKING HORSE SHOW RULES

A. Lite Shod Walking Horse Tack

1. English:

a. Bridles should be of the type commonly used by walking horses with a single pair of reins. Any standard walking horse or English bit, including snaffles, are acceptable. Bits with shanks over 8 inches are prohibited. Gag bits are prohibited. Shanks are measured from the top of the metal to the very bottom of the metal. The rings are not included in the measurement. Curb chains or straps must be at least 1/2 inch wide and must be flat against the jaw.

b. Saddles should be of the flat English type. Cut backs, Plantation, Australian Stock Saddles, Dressage and Side Saddles are acceptable. Breast straps are optional.

c. Braids should be neatly attached at the forelock and mane.

2. Western:

a. Bridles - a standard Western bridle with no cavesson. The bit must be a standard Western bit with shanks not to exceed 8 inches. Gag bits are prohibited. Shanks are measured from the top of the metal to the very bottom of the metal. The rings are not included in the measurement. Curb chains or straps must be at least 1/2 inch wide and must be flat against the jaw. Mechanical hackamores, draw reins, tie downs, running or other type martingales, cavesson nosebands, crops, bats and whips are prohibited. Bosals or ordinary ring snaffles may be used on five year old or younger Western pleasure horses only. When using a bosal or ring snaffle the rider may use two hands on the reins. When exhibiting a Junior Horse in a snaffle the reins must be crossed over the horse's withers.

b. Saddles - must be a Western saddle. Breast straps are optional.

c. Braids - are prohibited in all Western classes (including in hand and Model) when the horse is shown in a Western bridle or show halter.

B. The Lite Shod Shoe is defined as follows:

The Lite Shod Shoe must not exceed 3/4 inch in width by 3/8 inch in thickness, with the exception of the caulk which must be no thicker or wider than 3/4 inch. The caulk must not exceed a 1 inch turnback and the shoe must not extend more than 1/4 inch beyond the hoof at the toe, with no bare plate or other weight inside the shoe. Borium not exceeding 1/8 inch in thickness will be permitted on the caulks of the shoe. Maximum thickness of the shoe and caulk with borium must not exceed 7/8 inch. The heel of the shoe must not extend beyond the bulb of the heel when a perpendicular line is drawn from the bulb of the heel to the ground. No shoe on any foot may exceed these dimensions. Keg shod or barefoot horses may compete.

C. Classes

1. LITE SHOD PLANTATION IN HAND

Horses to be judged on conformation and way of going. Bridle or show halter allowed. Judge should observe horses in the parked position, flat walk and running walk.

Lite-Shod Pleasure Classes: The Lite-Shod Pleasure Horse should perform the true walking gaits in a relaxed fashion with an alert and willing attitude. The Lite-Shoe Horse should display pleasure qualities necessary for road and responsiveness, manage-ability on a light rein, etc. He must stand quietly and back readily on command.

2A. LITE SHOD PLEASURE HORSE (2 GAIT) The plantation pleasure horse should display brilliance and show presence while performing true walking gaits. Form is not to be sacrificed for speed. The horse is to be well mannered and manageable on a light rein. Manners are paramount for a pleasure horse and should be given serious consideration in judging. The horse should be well balanced, both front and rear. He must back readily. Appropriate English or Western tack and attire are permitted.

2B. LITE SHOD PLEASURE HORSE (3 GAIT)

Horses to enter the ring at a running walk. To be shown at the flat walk, running walk and canter, both ways of the ring. A noticeable increase in speed between the flat walk and the running walk is required. Backing is also required. Horses must stand quietly in the line up. Appropriate English or Western tack and attire are permitted.

3. LITE SHOD EQUITATION

Same as the Lite Shod Pleasure except the rider is judged. Individual workouts are permitted at the judge's discretion.

4. JUNIOR LITE SHOD PLEASURE (2 GAIT)

Same as Lite Shod All Day Pleasure (2 Gait) except only riders 17 years of age and under may enter. Age to be determined by NYSSHA age group rules.

5. JUNIOR LITE SHOD EQUITATION (2 GAIT)

Same as Junior Lite Shod Plantation Pleasure (2 Gait) except the rider is judged.

6. LITE SHOD TRAIL PLEASURE (2 or 3 GAIT)

Horses in Trail Pleasure classes are using horses that are appropriate for use on **groomed trails or bridle paths**. Trail Pleasure horses perform true walking gaits with an effortlessness geared toward encouraging longevity and stamina. Trail Pleasure classes are judged on the ability of the horse to provide a safe pleasurable ride while performing authentic walking gaits. A halt, back and/or side pass (one or both ways of the ring at the judge's discretion) may also be asked for. Horse must be extremely responsive, quiet and well mannered, displaying the qualities that are necessary for road and trail riding. Horse must be manageable on a light rein at all times, stand quietly when asked and back readily. This class does not include obstacles.

7. Lite-Shod Working Trail Pleasure Classes: Working Trail Pleasure horses are suitable to be taken directly from the show ring and put to work in a trail environment where a variety of terrain and conditions are encountered. Due to the variety of terrain and possible obstacles encountered on the trail, Working Trail Pleasure horses may have shorter strides. The Working Trail Pleasure horse demonstrates true walking horse gaits in an economical manner. All movement is forward movement, with gaits tending toward the “using gaits” rather than the “showy gaits.” Recommend placement of cones, cavalletti or other small obstacles to be worked before lineup.

8. Lite-Shod Country Pleasure: Country Pleasure Classes may be breed specific or Open Gaited Breed. Country Pleasure classes may be two or three gait. The intermediate gait is the choice of the exhibitor, but the intermediate gait may not be the canter, lope or hand gallop. The ideal country pleasure horse should reflect the name of the division. This should be the type of horse that you would willingly ride if you were to go out to spend a day in the country. In Country Pleasure classes, correctness of gait is not evaluated. The horse has the ability and the fitness level to travel all day over a variety of terrain. The horse displays exceptional manners, the horse exhibits an alert and willing attitude, the horse and rider are in tune with each other, the horse is pleasant, confident and obedient, the horse has a quiet nature but is responsive to the rider's commands, the gait is a smooth and comfortable “saddle gait” the horse is calm, horses line up and stand quietly before being asked to back.

9. Lite-Shod Western Pleasure (2 GAIT or 3 GAIT) Entry shall reflect suitability of the WH as a western working horse, exhibiting qualities suitable for ranch work. The western pleasure horse works quietly exhibiting an exceptionally smooth, comfortable ride without excessive action or animation. A good western pleasure horse should have a balanced flowing motion with a free and easy gait. The horse should be ridden on a loose rein, and should exhibit a true, four beat walking gait with a cadenced head motion (nod). The head set should be natural, neither excessively nosed out or over flexed at the poll. The head should not be high but should exhibit the type of head carriage of WH used as a western working. It is recommended the judge ask the entries to back clear of the line-up and do a 360 degree neck reined turn, either right or the left, rider's discretion. A 360 is required in all western championship classes. If a western horse has a fast, uncontrollable

lope or requires pumping or bumping, he must be penalized.

10. Lite-Shod English Pleasure Classes (2 GAIT OR 3 GAIT): Horses in English Pleasure classes are natural English pleasure show horses, executing authentic walking horse gaits fashionably and freely in a forward-moving manner exhibiting pleasure horse qualities. There is no wasted motion – all effort is used for forward motion. The horse is well balanced, the shoulders roll and reach, head nod is prominent, overstride is easily observable (may be considerable) and all gaits are smooth. High front-end elevation and animated full body motion are not required elements.

11. LITE SHOD WALKER COMMAND (2 GAIT OR 3 GAIT)

To be judged on the ability of the horse and rider to obey immediately the commands given by the judge at any gait. Failure to follow command is elimination. To follow General Command class rules of NYSSHA.

12. LITE SHOD TRAIL CLASS

The Trail Class may contain any obstacles as may be setup by the show. To follow general Trail Class rules of NYSSHA.

13. LITE SHOD PLEASURE STAKE

To be shown at a flat walk, running walk and canter. A noticeable increase in speed between the flat walk and running walk is required. To be judged as a pleasant riding horse with true road and trail qualities, manners, substance, performance and conformation to be considered. A pattern may be required. Type of pattern to be determined by the judge.

14. LITE SHOD MINT JULEP

Glasses are filled to overflowing with clear or colored liquid. Riders are handed a glass and take the rail at a flat walk. This is a 2 Gait class with horses performing the flat walk and running walk both ways of the ring. A noticeable increase in speed between the flat walk and running walk is required. Contestants must remain seated in the saddle, standing in the stirrups/irons is reason for disqualification. Contestants are called in and each glass is to be measured with a ruler on a level surface. Measurements are recorded for the appropriate entry #. Placings are made on the basis from the most to the least liquid remaining. In the event of one or more ties, those riders will take the rail with the remaining liquid and the canter is called for. Riders are called back in and remaining liquid is measured again with a ruler on a level surface.

15. LITE SHOD INDIVIDUAL PERFORMANCE CLASS

Riders will design a routine to be performed individually to the music they have chosen. Several walking gaits and other movements should be utilized both ways of the ring to create a pleasing picture. Presentation should be 2 to 3 minutes long. Exhibitor must execute two circles at the running walk and two circles at the canter with a lead change in each direction. Exhibitor must back. All other elements of the routine are at the rider's discretion.

16. LITE SHOD PLEASURE DRIVING

To be shown in a two wheeled cart both ways of the ring at a flat walk and a running walk. Horses must stand quietly and back readily, Performance of the horse shall be uppermost and in no way overshadowed by equipment or turnout. Pleasure horse qualities are paramount. Headers are optional when horses line up.

XV. PONY DIVISION

A. General Rules

1. There shall be no age limit for riders in pony specified classes. Adults may also ride ponies in equitation classes. Ponies are not eligible for open performance classes, except Jack Benny classes. They are eligible for all Junior Exhibitor classes and individually worked classes.

2. Once a pony is shown in a class restricted to horses, except in the aforementioned divisions, it cannot be shown as a pony the same year.

3. Pony classes shall be governed by the same class rules for horses. Ponies may not enter horse classes and visa-versa. Ponies will be allowed in all Junior classes and individually worked classes; and points in these classes will count toward the Pony Performance year-end award.

4. Equines 38" and under must show as miniature horses or as a pony. They may not cross enter with the pony division.

B. Class Descriptions

1. PONY PLEASURE: Open to all seats unless otherwise specified. To be shown both ways of the ring at a walk, trot/jog and canter/lope. Judged on manners, performance, quality and suitability to purpose. Loose rein upon command. Shall stand quietly and may be asked to back. Performance 80%, conformation 20%.

2. PONY COMMAND: Judged on ability of horse and rider to obey immediately the commands given by the judge at any gait. Failure to follow command is an elimination. Riders should be on their honor. When 6 ponies are left in the class, if two or more ponies are called in on the same command at the same time, then there must be a runoff between those ponies for the placing to be decided. Reverse at a canter may not be called when there are more than 8 ponies inside the ring, including those in the center. When ponies are being excused, those on the rail may stand at ease. Bucking is disqualification. No pony shall be asked to reverse at a canter or lope and stay on the same lead.

3. PONY ROAD HACK: Entries will be asked to walk, trot/jog, extended trot/jog and canter/lope both ways of the ring. Ponies are required to hand gallop one way of the ring. Only 8 ponies may hand gallop at one time. May be asked to back. To be judged on performance, substance and manners. Performance 80%; conformation 20%.

4. PONY PURSUIT: Pylons are placed at four corners of the ring, a distance of approximately 15 feet from the rail (or more according to the number of entries and size of the ring), allowing adequate room for several ponies to safely move side by side between the cones and the rail. Ponies will space out evenly around the rail. When the class begins, ponies will trot/jog. Canter or otherwise breaking gait will result in elimination.

Any pony that tips over a cone, cuts inside a cone or is passed by another pony must come in to the center. Placing are determined by the reverse order of their elimination. The last remaining pony on the rail is the winner. If two or more ponies remain and none seem to be gaining on the other(s) after a reasonable amount of time has passed, the judge will stop the class and call for a run off. At the judge's discretion, ponies can be asked to race (at the trot/jog) to one end of the ring only or down and back to the original starting point. Order of finish will determine placing. Except for as noted above, at no time will the class be stopped or reversed.

5. PONY PLEASURE DRIVING

Pony Driving classes must be split into two divisions: 11.2 hands and under AND over 11.2 hands. There will be a year end championship for each division.

6. PONY 11.2 AND UNDER IN HAND PERFORMANCE

A. Obstacle In-Hand Classes:

1. Class to be judged on performance and way of going with emphasis on manners throughout the course. Entries will be evaluated on responsiveness and willingness, plus general attitude.
2. Ponies must be 2 years or older to show in Obstacle In-Hand classes.
3. Any baiting in such class is a disqualification
4. Obstacle Guidelines: Ingenuity and originality in adapting and combining various obstacles are encouraged. However, all obstacles should be safe for exhibitors as well as horses. Suggested obstacles include:
 - a. Back through or out of obstacle
 - b. Walk through water or simulated water
 - c. Put on and remove equipment from person or horse
 - d. Walk through a narrow passage
 - e. Pick up an object and place it in a designated location
 - f. Walk across a bridge or simulated bridge
 - g. Walk pattern created with poles, pylons, (figure 8, serpentine, cloverleaf, etc.
 - h. Ground tie pony in a circle
 - i. Side-pass
5. Pony to be shown in a halter with lead. Pony may not be touched by the exhibitor unless the judge or course designer instructs or if side passing is required. Whips or crops are prohibited. Tying up of long tails is permissible.
6. Judge/Course Designer to walk the course with exhibitors (without pony) prior to judging.

B. Obstacle Ground Driving Classes:

1. Class to be judged on performance and way of going with emphasis on manners throughout the course. Entries will be evaluated on responsiveness and willingness, plus general attitude.
2. Pony to be 2 years old or older to show in Obstacle Ground Driving.

3. Obstacle Guidelines as in Obstacle/Trail In Hand Classes.
4. Pony to be shown in appropriate driving or open/closed driving bridle with check and surcingle. Any additional harness parts must be securely tied up. Driving line of a safe and appropriate length to be used, run through surcingle ring turrets and no other parts of the harness including tugs or shaft loops.
5. Driver must carry a suitable driving whip.
6. A pony entered in ground driving class may not cross-enter with any driving class.

C. Pony 11.2 and Under Hunter or Jumper Classes:

1. General Rules:

- a. There will be a minimum of 16' between jumps with the exception of an in and out which should be set at approximately 12' apart.
- b. Fences to be constructed of light-weight materials which can be easily knocked down, i.e. PVC piping, wooden posts no greater than 2 inches in diameter, etc. Jumps must be a minimum of 5 feet wide, and uprights a maximum of 48" in height. A ground pole must be used for any rail jump.
- c. Ponies must be 3 years old or older to participate in any over fence class.

D. Pony 11.2 and Under Hunters:

1. Judged on style, manners and way of going with preference given to those ponies that cover the course at an even pace, with free flowing strides, as in a brisk trot or canter, but must maintain same gait throughout the course. Circling once upon entering the ring and once upon leaving the ring is permissible. Hunter must demonstrate at least one, but no more than four changes of direction. Charging fences, or not maintaining the same gait throughout the entire course shall be penalized.
2. Jumps must be a minimum height of 18" and a maximum of 24". Ground poles are required. There will be a minimum of 4 obstacles, and horses are to make a minimum of 6 jumps and a maximum of 8 jumps.
3. Major faults to be considered are: knockdowns, touched, refusals, bucking or kicking, spooking or shying, showing obstacle to the pony or wringing the tail.
4. Causes for elimination: 3 refusals, off course, crossing your own path, fall of pony/exhibitor, jumping of obstacle by exhibitor, carrying of whip, unsound pony.
5. The type of exhibitor footwear may include any athletic type shoe.

E. Pony 11.2 and Under Jumpers:

1. To be scored mathematically, based on faults incurred between the starting line and the finishing line. Circling once upon entering and once upon leaving the ring is permissible, but not after crossing the starting line.
2. Minimum height for jumps must be 18", maximum height 28".
3. Exhibitor may not go over the jumps with the pony. Whips are permitted, and the exhibitor's type of footwear may include any athletic type shoe. Front leg wraps and/or boots are optional.
4. Jump-offs are to occur for the first place between ponies that tied for first place only.

The jump-off will be held over the original course. The number and location of the jumps are to remain the same as well as the path of the course to be taken. Final determination is the combination of least faults and fastest time of the jump-off.

5. Scoring: knockdown 4 faults, refusal 3 faults, circling after crossing starting line 3 faults, crossing own path 3 faults.
6. Causes for elimination: 3 refusals, off course, fall of exhibitor/pony, jumping of jump by exhibitor, failure to pass through the start and/or finish cones or knocking such cones over.

F. Liberty Class:

1. Liberty is to demonstrate the natural beauty of the pony. Ponies to be judged on style, grace, animation, gaits, presence, music suitability and ease of catching.
2. The pony must be at least one year old to be entered in Liberty.
3. Ponies will be judged beginning when the halter is removed by the exhibitor (person wearing the number) and until caught by the exhibitor. Time of Liberty shall be 1.5 minutes; time to catch shall be 1.5 minutes.
4. Only the exhibitor and one handler will be allowed in the arena with the pony. Whips and shaker bottles are allowed, but touching the pony during the performance with aids or hands will result in a disqualification.
5. Pony must be caught and haltered by only the exhibitor (not the helper) within 1.5 minutes or will be disqualified.
6. Music is required. Suitability of ponies' movements to the chosen music must be evaluated.
7. No assistance from outside the arena will be permitted. It is suggested that the shows announce this before the class is in session.
8. The following points ratings must be used when judging Liberty: Style and Grace 20 points, Animation and Presence 20 points, Gaits 20 points, Music and Suitability 20 points, Catch 20 points for a total of 100 possible points.
9. Baiting of pony to encourage an animal to perform is not allowed. Baiting at any time, including the catch portion is a disqualification.

XVI. YEAR END AWARDS

A. General Rules

1. Awards are only for NYSSHA Members and their children.
2. All performance classes to be pointed must be open and/or have comparable age groups for all classes.
3. Games in Horse Shows will count as Gymkhana points.
4. Points for Knock Down and Out class, at point gymkhanas will count toward the Gymkhana award and not toward the Hunter Over Fences award.
5. Points will be awarded as follows (no point for entering the class): 6 points for first, 5 points for second, 4 points for third, 3 points for fourth, 2 points for fifth, 1 point for sixth in all classes with at least 6 entries. Classes with less than six entries to be pointed as follows.

PLACINGS

No. of entries	1st	2nd	3rd	4th	5th	6th
1	1					
2	2	1				
3	3	2	1			
4	4	3	2	1		
5	5	4	3	2	1	
6	6	5	4	3	2	1

6. All exhibitors or horses must be nominated to be eligible for year-end awards. Points are accumulated from date of nomination, In case of transfer of ownership of horse or pony between Association members, the point keeper must be notified and accumulated points will be transferred.

7. A committee shall be formed to keep points for the Year End Awards. The committee is to be composed of a chairman and two members, each from different clubs to be appointed by the president.

8. All classes will be considered open if they do not have any other specifications included - e.g. Road Hack

9. Points will be awarded in accordance with the nomination sheet.

10. All nomination sheets must be in the hands of the point keeper no later than one (1) week after they are dated.

11. All nomination sheets must be signed by exhibitor, club officer and dated.

INDEX

Academy Class	37
Age of Horse /Pony	14
Age groups	12
Bareback Equitation	42
Bareback Horsemanship	41
Bats	34, 52
Beginners	12, 24
Bosal	12, 24, 25, 52
Bridle Path Hack	35
Chaps	24, 36, 38
Coggins Proof	16
Combination English and Western	37

Command	36, 56
Complaints	16
Constitution and By-laws	3
Costume	37
Dogs	15
Driving Division	46
English Division	34
Equitation Division	40
Fitting and Showmanship	18
General Rules	12
Green Horse	12
Green Hunter	47
Grievance	16
Hunter Division	49
Hunter Hack	35
Hunter Pony	53
Hunter Under Saddle	36
In Hand Division	18
Jack Benny	37
Junior Horse	16,25,53
Limit	13
Lite-shod Tennessee Walking Horse Division	53
Leadline Division	38
Maiden	13
Martingales	34,38,47,51
Miniature Horse	43
Novice	13
Obedience	36
One Hand	24
Open and Junior Jumping	49
Park Type	35
Pleasure Driving	46
Pony	57
Pony 11.2 and Under In Hand Performance	58
Protests	16
Rabies Proof	16
Saddle Seat Division	34
Saddleseat Road Hack	35
Schooling	49
Soundness	18,48,50
Spurs	24,34
Stallions	12,14,18
Tennessee Walker	53
Tie Downs	24,53

Timers	14
Trail	37
Unruly Horse	15
Unsportsmanlike Behavior	17
Violations and Penalties	16
Walk Trot/Alternate Gait or Jog/Alternate Gait	39
Western Divison	24
Working Stock Horse	32
Year-end Awards	60

Visit our website at:

WWW.NYSSHA.ORG

To print show flyers and entry forms,
For any updates to NYSSHA rules and regulations,
Local equine event calendar,
And so much more!